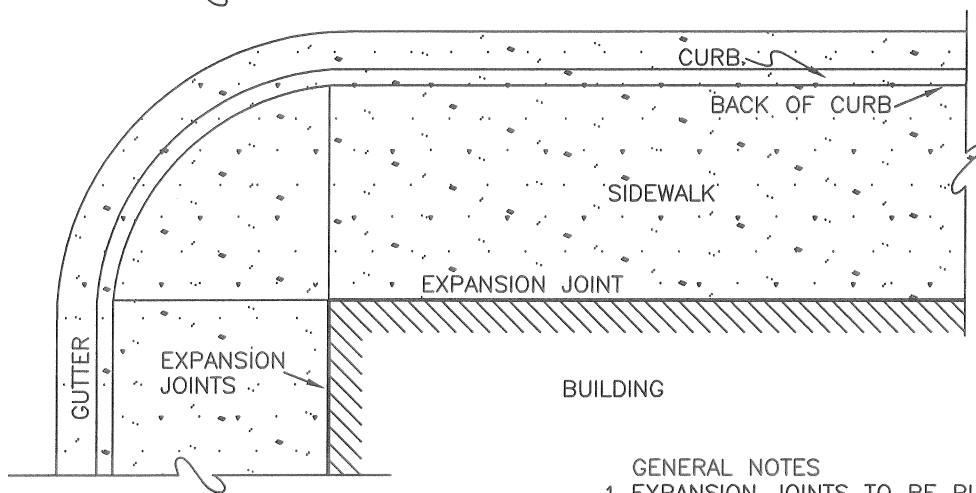
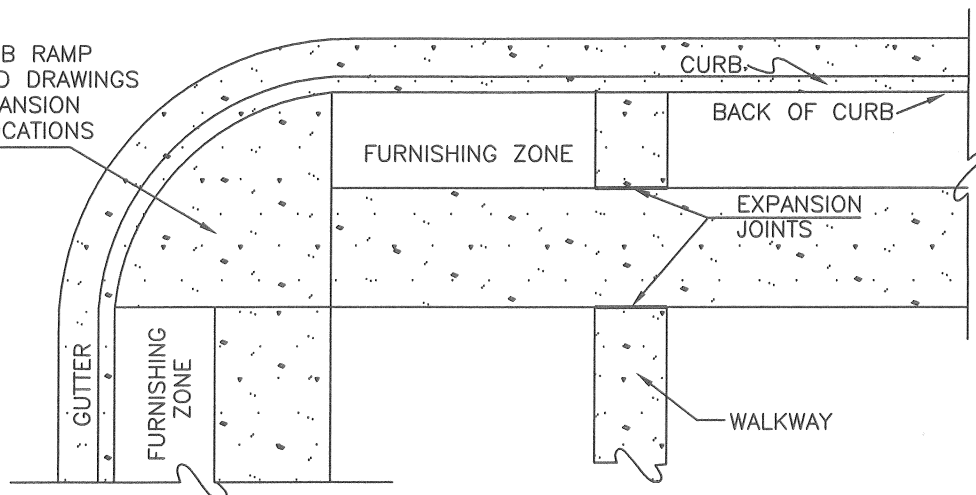
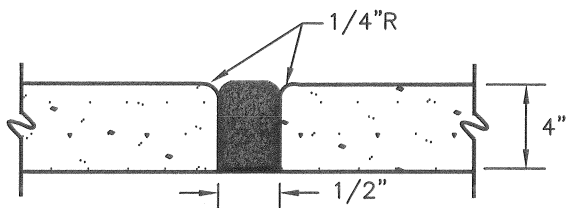


SEE CURB RAMP  
STANDARD DRAWINGS  
FOR EXPANSION  
JOINT LOCATIONS



GENERAL NOTES

1. EXPANSION JOINTS TO BE PLACED AS SHOWN ON THIS DRAWING OR AS DIRECTED BY THE ENGINEER, AT CURB RETURNS, WHERE BUILDINGS ARE ADJACENT TO SIDEWALKS, AND AT WALKWAYS.
2. COST OF ALL EXPANSION JOINTS TO BE INCLUDED IN UNIT BID PRICE FOR SIDEWALKS.
3. ONE-HALF INCH EXPANSION JOINTS TO BE USED IN ALL LOCATIONS.
4. THIS METRO STANDARD DRAWING IS FOR THE EXPANSION JOINTS IN SIDEWALKS. SEE OTHER METRO STANDARD DRAWINGS FOR CURB RAMP PLACEMENT, SIDEWALK DETAILS, OBSTRUCTIONS, ETC.
5. THE EXPANSION JOINT MATERIAL SHALL BE RECYCLED MATERIAL 1/2" THICK AS MANUFACTURED BY J.D. RUSSELL COMPANY, 1-800-888-6872, WWW.JDRUSSELL.COM, OR APPROVED EQUAL.



TYPICAL EXPANSION JOINT DETAIL

NOT TO SCALE

METROPOLITAN GOVERNMENT OF  
NASHVILLE AND DAVIDSON COUNTY  
DEPARTMENT OF PUBLIC WORKS

STANDARD EXPANSION  
JOINT FOR  
CONCRETE SIDEWALK

DWG. NO. ST-209

DIR. OF ENG.:

*Mark May*

DATE: 5/12/03

REVISED: 03/01/02  
REVISED: 05/02/03  
REVISED: