

Overdose Response Surveillance Quarterly Data Brief – 3rd Quarter 2019

Prepared by the Public Health Emergency Preparedness (PHEP) Program – Metro Public Health Department of Nashville/Davidson County

Fatal and Nonfatal Drug Overdoses – Davidson County, TN

The objective of this report is to provide education and increase awareness in the Nashville community about the local drug overdose epidemic.

Executive Summary

2019 | Quarters 1 – 3 (January 1–September 30)

337 Fatal Drug Overdoses¹

- At the end of the 3rd quarter of 2019, fatal drug overdoses exceeded the total number of deaths (331) observed in 2018.
- Compared to Q1 through Q3 of 2018, Nashville experienced a 30% increase in fatal drug overdoses.
- 64% of drug overdose deaths in 2019 have involved fentanyl, a synthetic opioid pain reliever.
- Additionally, most recent cases of fentanyl-related deaths are linked to illicitly-manufactured fentanyl (IMF) and fentanyl analogs such as acetyl fentanyl, furanyl fentanyl, and carfentanil.
- Over two-thirds of fatal drug overdoses occurred among males, specifically those aged 25-34 and 45-54 years old.

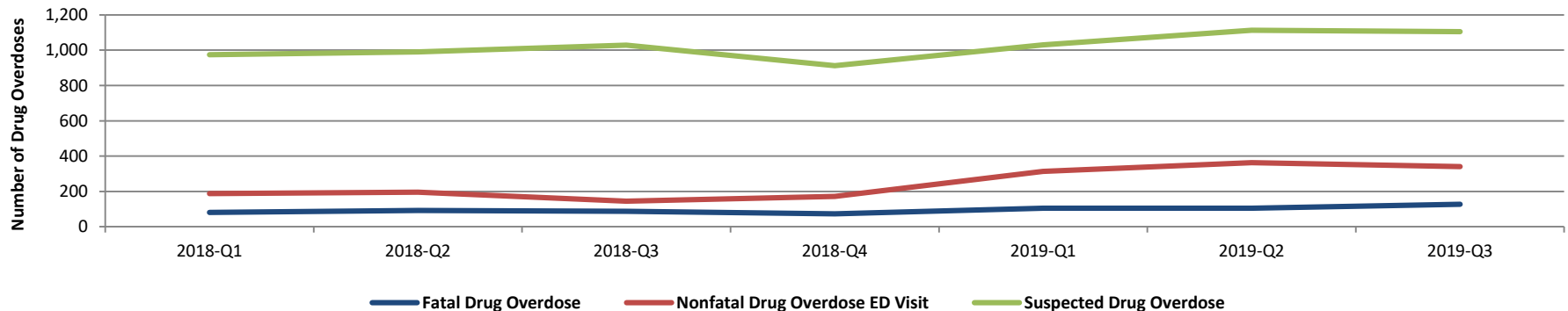
1,018 Nonfatal Drug Overdose Emergency Department (ED) Visits²

- Compared to Q1 through Q3 of 2018, there was a 93% increase in drug overdose ED visits in Nashville.
- In 2019, the majority of all drug overdose ED visits have been reported among 25-34 year old males followed by 25-34 year old females and 35-44 year old males.
- Heroin, a non-prescription opioid, is the most commonly-reported drug among drug overdoses by ED departments in Davidson County.

3,249 Suspected Drug Overdose Events³

- Compared to Q1 through Q3 of 2018, there was a 9% increase in suspected drug overdoses in Nashville.
- In 2019, one out of every five suspected drug overdoses requiring emergency response have occurred among males aged 25-34 years old.

Figure 1. Fatal and Nonfatal Drug Overdoses by Quarter, 2018-2019



All Data are Provisional

1. Davidson County Medical Examiner 2. ESSENCE 3. Nashville Fire Department EMS

Overdose Response Surveillance Quarterly Data Brief – 3rd Quarter 2019

Prepared by the Public Health Emergency Preparedness (PHEP) Program – Metro Public Health Department of Nashville/Davidson County

Fatal Drug Overdose Events – Davidson County, TN

(Source: Davidson County Medical Examiner)

2019 | Quarters 1 – 3 (January 1–September 30)

YTD: Total number of fatal drug overdoses

YTD 2018: 259 (Average: 29 fatal drug overdoses per month)

YTD 2019: 337 (Average: 37 fatal drug overdoses per month)

Fatal Drug Overdose Trends

- In 2019, fentanyl has been involved in 64% of all fatal drug overdoses in Nashville (Figure 2). There have been an average of 24 fentanyl-related deaths per month.
- In addition to fentanyl, other drugs such as cocaine, heroin, and methamphetamine contribute to fatal drug overdoses (Figure 3).
- The largest increases since 2016 have been among deaths involving methamphetamine (173%) and fentanyl (313%).

Figure 2. Fatal Drug Overdoses by Quarter and Presence of Fentanyl 2016-2019

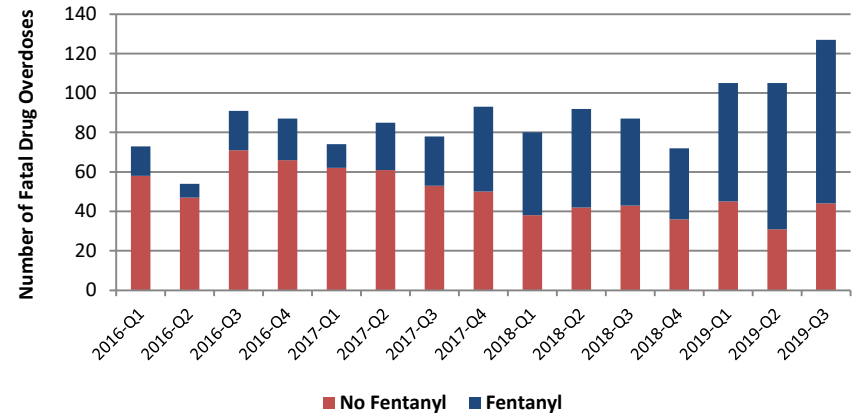
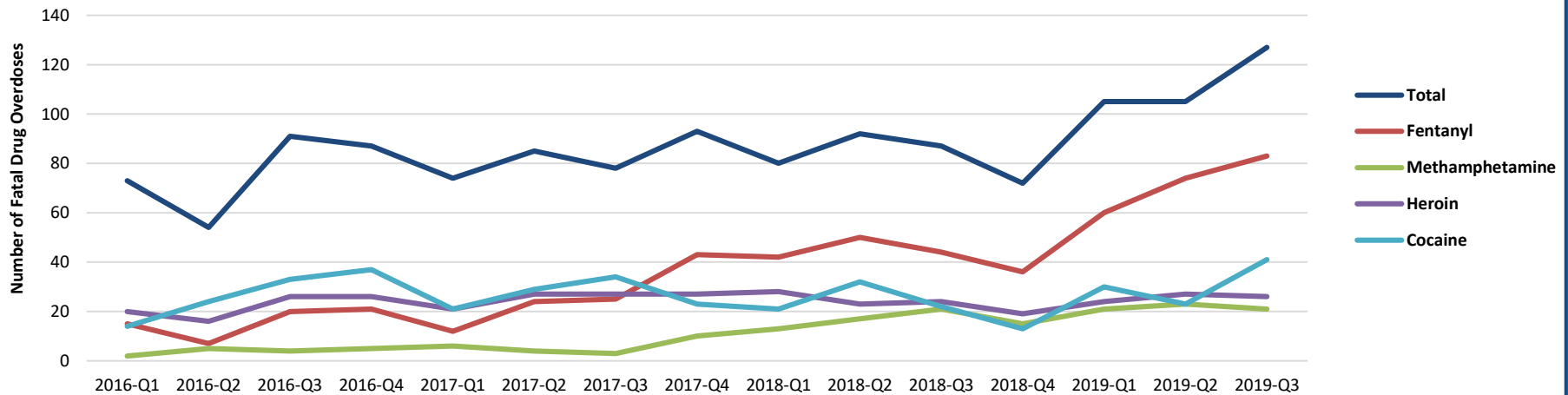


Figure 3. Fatal Drug Overdoses by Drug Category, 2016-2019



All Data are Provisional

Overdose Response Surveillance Quarterly Data Brief – 3rd Quarter 2019

Prepared by the Public Health Emergency Preparedness (PHEP) Program – Metro Public Health Department of Nashville/Davidson County

Nonfatal Drug Overdose Emergency Department (ED) Visits – Davidson County, TN

(Source: ESSENCE)

2019 | Quarters 1 – 3 (January 1–September 30)

YTD: Total number of nonfatal drug overdose ED visits

YTD 2018: 528 (Average: 64 ED visits per month)

YTD 2019: 1,018 (Average: 113 ED visits per month)

Nonfatal Drug Overdose Trends

- Compared to the same time period last year, drug overdose-related ED visits have increased by 93% (Figure 4).
- Heroin was the most commonly reported drug (64%) compared to non-heroin opioids and stimulants (Figure 5).
- Approximately 6 out of 10 drug overdose-related ED visits resulting from drug overdoses were among males.

Figure 4. Nonfatal Drug Overdoses, Last 12 Months

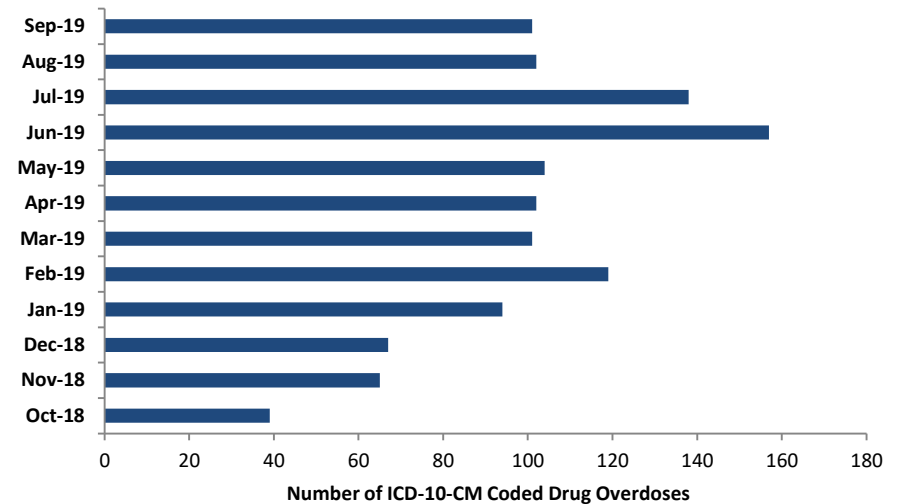
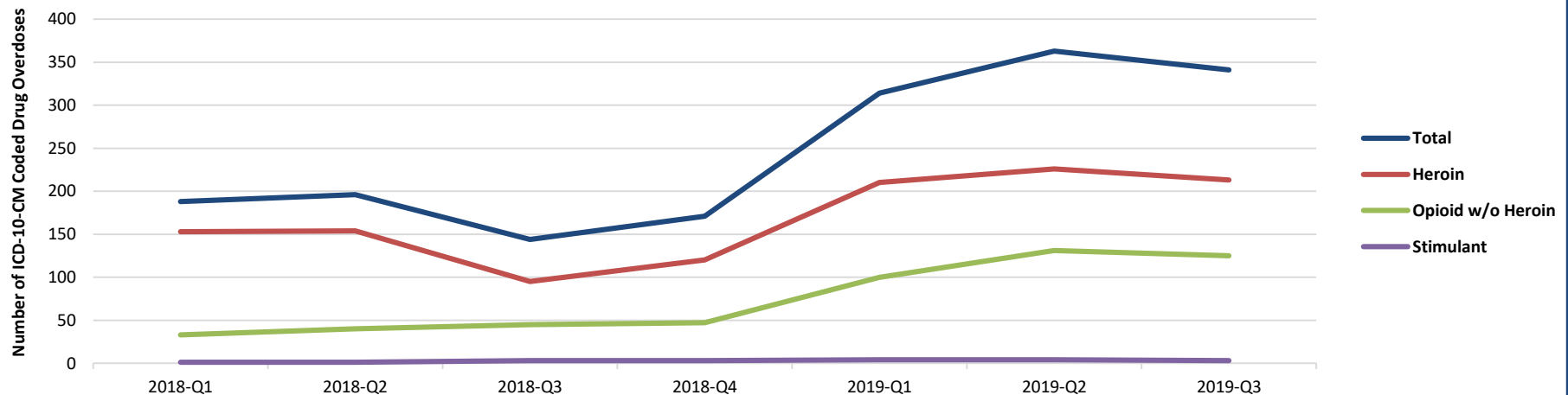


Figure 5. Nonfatal Drug Overdoses by Quarter and Drug Category, 2018-2019



All Data are Provisional

Overdose Response Surveillance Quarterly Data Brief – 3rd Quarter 2019

Prepared by the Public Health Emergency Preparedness (PHEP) Program – Metro Public Health Department of Nashville/Davidson County

Suspected Drug Overdose Events – Davidson County, TN

(Source: Nashville Fire Department EMS)

2019 | Quarters 1 – 3 (January 1–September 30)

YTD: Total number of suspected drug overdoses

YTD 2018: 2,994 (Average: 333 suspected drug overdoses per month)

YTD 2019: 3,249 (Average: 361 suspected drug overdoses per month)

Suspected Drug Overdose Trends

- Compared to the same time period last year, suspected drug overdoses increased by 9%.
- Approximately 6 out of 10 suspected drug overdoses in Nashville were among males.
- Furthermore, the majority of suspected drug overdoses were found to be among males aged 25-34 and 35-44 years old.

Figure 6. Suspected Drug Overdoses by Sex and Age Group, Q1-Q3, 2019

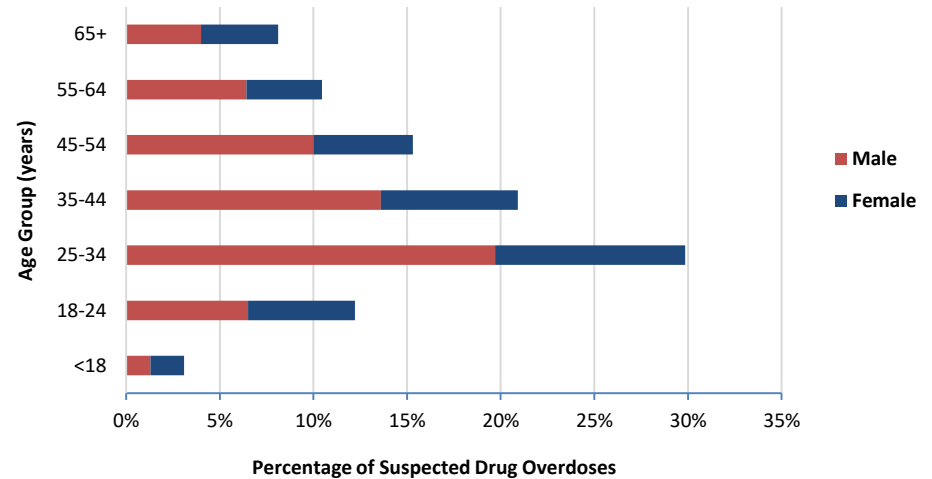
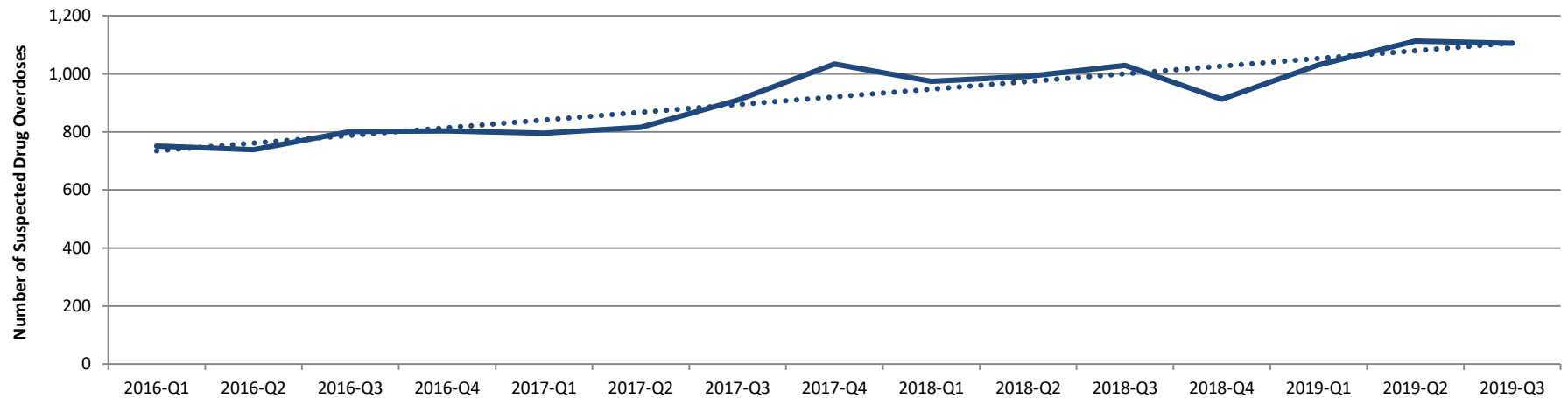


Figure 7. Suspected Drug Overdoses by Quarter, 2016-2019



All Data are Provisional

Resources for the Public

Where to Find Help

Tennessee REDLINE

- The purpose of the Tennessee REDLINE is to provide accurate, up-to-date alcohol, drug, problem gambling, and other addiction information and referrals to all citizens of Tennessee at their request.
- Phone: 1.800.889.9789 (toll free 24 hours/7 days)
- Website: <https://www.taadas.org/our-programs-and-services/redline>

Naloxone Training

- Information regarding Naloxone training can be found on the Nashville Prevention Partnership website: <http://nashvilleprevention.org/what-we-do/>

Overdose Signs

- Person is not responsive
- Fingertips or lips turn blue or grey
- Breathing is slow, shallow, or has stopped
- Person is gurgling or making snoring noises

What can you do if you see an opioid overdose?

- Call 911
- If you have naloxone, give the person naloxone and perform rescue breathing
- If no response after 2-3 minutes, give a second dose of naloxone
- Do not leave the person alone (help will arrive)
- If the person starts to breathe or becomes more alert, lay the person in the recovery position: put the person slightly on the left side so that their body is supported by a bent knee with their face turned to the side and bottom arm reaching out to stabilize the position

Footnotes and Supplemental Information

- Fatal drug overdose data were provided by the Davidson County Medical Examiner's office and ranged from 01/01/2016-09/30/2019
- Nonfatal drug overdose data were extracted from ESSENCE and ranged from 01/01/2018-09/30/2019
- Suspected drug overdose data were provided by the Nashville Fire Department EMS Data and ranged from 01/01/2016-09/30/2019
- All ED visits including those involving nonfatal drug overdoses (categorized below) were reported to ESSENCE by the following hospitals :
 - Saint Thomas Midtown Hospital, Saint Thomas West Hospital, TriStar Centennial Medical Center, TriStar Skyline Medical Center, TriStar Southern Hills Medical Center, and TriStar Summit Medical Center
 - Note: Vanderbilt University Medical Center and Metro General Hospital are not currently included, and, therefore, nonfatal overdose ED visits are likely to be underreported
- Updated query language was utilized to capture nonfatal drug overdoses reported to ESSENCE in 2019.
- ICD-10-CM diagnosis injury codes were used to classify nonfatal drug overdoses and are categorized as follows:
 - Opioids: T40.0
 - Heroin: T40.1
 - Other opioids: T40.2
 - Methadone: T40.3
 - Other synthetic narcotics: T40.4
 - Cocaine: T40.5
 - Other/unspecified narcotics: T40.6
 - Amphetamines: T43.62
- Opioids without heroin were categorized by the following ICD-10-CM diagnosis injury codes:
 - Opioids: T40.0
 - Heroin: T40.1
 - Other opioids: T40.2
 - Methadone: T40.3
 - Other synthetic narcotics: T40.4
 - Other/unspecified narcotics: T40.6
- Heroin was categorized by the following ICD-10-CM diagnosis injury codes :
 - Heroin: T40.1
- Stimulants were categorized by the following ICD-10-CM diagnosis injury codes :
 - Cocaine: T40.5
 - Amphetamines: T43.62
- Notably missing from this report is the number of fentanyl-involved drug overdoses. Currently, due to various circumstances (drug screening not captured fentanyl, patient unaware of consuming a fentanyl-laced substance, etc.), fentanyl appears to be underreported.