

RECYCLE THIS NOT THAT

HOW TO RECYCLE RIGHT IN NASHVILLE

September 25, 2020



RECYCLE.NASHVILLE.GOV

615.862.5000

Metro Nashville
Public Works

CONTENTS

CURBSIDE RECYCLING	3
RECYCLING DROP-OFFS	4
ACCEPTED MATERIALS.....	5-10
OOPS! WHAT NOT TO RECYCLE	11
ACCEPTED MATERIALS - DETAILED LIST.....	12-21
PAPER & CARTON ITEMS	13-15
CARDBOARD ITEMS	16
METAL ITEMS.....	17-18
PLASTIC ITEMS	19-23
GLASS ITEMS.....	24

CURBSIDE RECYCLING

Curbside recycling is available to all households in Nashville's Urban Services District. Find out if you are eligible for curbside recycling collection at [Recycle.Nashville.gov](https://www.Recycle.Nashville.gov). If your curbside cart is damaged or missing a lid, contact [hub.Nashville.gov](https://www.hub.Nashville.gov) or 311 for a repair.



- ✓ Paper & Cartons
- ✓ Cardboard
- ✓ Food & Drink Cans
- ✓ Plastic Bottles, Jars & Jugs
- ✗ Glass



1

Place **ONLY** these items in your curbside cart.

2

Items must be **CLEAN, EMPTY, and DRY.**

To clean, rinse or wipe to remove food and residue.

3

Place items loose in the cart, **NOT** in a plastic bag.

RECYCLING DROP-OFFS

There are multiple recycling drop-off sites and convenience centers open to everyone in Davidson County. Find your nearest recycling drop-off site at Recycle.Nashville.gov.



- ✓ Paper & Cartons
- ✓ Cardboard
- ✓ Food & Drink Cans
- ✓ Plastic Bottles, Jars & Jugs
- ✓ Glass



1 Place **ONLY** these items in drop-off containers.

2 Items must be **CLEAN, EMPTY, and DRY.**
To clean, rinse or wipe to remove food and residue.

3 Items **MUST** be sorted according to signs.

4 Place items loose in the cart, **NOT** in a plastic bag.

Accepted Materials

PAPER & CARTONS



Recycle

- ✓ Office and print paper
- ✓ Notebook paper
- ✓ Newspaper
- ✓ Magazines
- ✓ Junk Mail
- ✓ Food and drink cartons

Top Tips



Shredded paper is too small to be sorted and won't be recycled. Leave it out.



You do not need to remove plastic envelope windows or staples to recycle.



Leave out glittery and metallic paper. It can't be recycled.

Accepted Materials

CARDBOARD



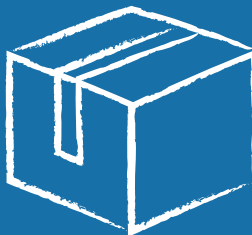
Recycle

- ✓ Corrugated cardboard
- ✓ Cardboard boxes
- ✓ Tissue boxes
- ✓ Cereal boxes
- ✓ Paper towel tubes
- ✓ Toilet paper tubes


Top Tips



Break down and flatten boxes.



You do not need to remove tape from cardboard boxes to recycle them.



Greasy cardboard can't be recycled.

Accepted Materials

FOOD & DRINK CANS



Recycle

- ✓ Drink cans
- ✓ Food cans

Top Tips



No metal wires, hangers, or chains.



Leave out aerosol cans.



Pots and pans can't be put in the bin.

Accepted Materials

PLASTIC


Bottles, Jars & Jugs



Recycle

- ✓ Drink bottles
- ✓ Milk and juice jugs
- ✓ Plastic food jars
- ✓ Kitchen, laundry, and bath bottles and jugs

Top Tips



No plastic bags, plastic wrap, or bubble wrap.



No Styrofoam or takeout containers.



Prescription bottles are not recyclable. Leave them out.

Accepted Materials

GLASS



Recycle

- ✓ Glass bottles
- ✓ Glass jars



Glass can ONLY be recycled at a recycling drop-off site or a convenience center. NEVER put glass in your curbside recycling cart.

Top Tips



Take off caps, lids, and corks. Reuse them or toss them in the trash.



Leave out window or mirror glass.



You do not need to remove paper labels to recycle.

Accepted Materials

Top Tips



Say NO to #3-7 plastics.


There are currently no manufacturers serving our area that buy any #3-#7 plastic items. Without a manufacturer to use these plastics, they cannot be recycled and are eventually landfilled.

NOTE: Plastic #1 and #2 items are more widely bought, but not all #1 and #2 plastics have a market to be recycled. See pg. 8 & 18-20 for more information on what plastic you can recycle.



Labels are OK.

Labels on containers of any material do not need to be removed to be recycled. These are easily removed when processed by a manufacturer.




What about the plastic cap?

Plastic caps will only be recycled if they are screwed on to a plastic bottle, plastic jar, or plastic jug. Together, the bottle and cap go to a plastic manufacturer to be processed and recycled.

Plastic caps attached to paper cartons are sent to paper mills where they discard the caps and process the paper.

Loose caps are too small to make it through the sorting machinery to be recycled and should be thrown out.



Keep small things out.

Anything smaller than 2" square cannot be recycled. It is too small to make through the sorting machinery to be recycled.

OOPS!

Leave these out to RECYCLE RIGHT



Do NOT bag recyclables.



NO food or liquid.



NO plastic bags, plastic wrap, or bubble wrap.



NO plastic of any kind that is not a bottle, jar, or jug.



NO glass in curbside carts.



NO hoses, wires, chains, or electronics.



NO yard waste.



NO clothing or linens.

When in doubt? THROW IT OUT!

CURBSIDE OOPS! PROGRAM

Curbside recycling carts are periodically inspected for items that cannot be recycled. Carts with OOPS! items are tagged and will not be picked up until all items that can't be recycled are removed.

If you get an OOPS! tag, remove ALL items that cannot be recycled and call 311 or visit hub.Nashville.gov to schedule an additional pick up.

If you get an OOPS! tag and continue to place items that cannot be recycled in your cart, your cart will be taken away.

**Still not sure if you
can recycle it?**



PAPER & CARTONS

ITEM	CAN YOU RECYCLE IT?			WHY NOT?	IF I CAN'T RECYCLE IT, WHAT SHOULD I DO WITH IT?		
	YES Curbside	YES Drop-off	NO		COMPOST IT	TRASH IT	OTHER OPTIONS
Milk or juice carton (remove cap)	x	x					
Juice box (remove straw)	x	x					
Soup carton (remove cap)	x	x					
White/office/computer paper	x	x					
Newspaper	x	x					
Magazine	x	x					
Phone book	x	x					
Junk mail	x	x					
Notebook paper	x	x					
Paperback book	x	x					Donate
Hardbound (hardback) book	Partly	Partly		The hard cover is not recyclable. Remove spine to recycle the pages.		x	Donate
Spiral bound notebook	Partly	Partly		The spiral is not recyclable. Remove the spiral to recycle the cover and notebook pages.		x	
Composition notebook	x	x					
Construction paper	x	x					
Colored paper	x	x					
Paper bags	x	x					
Paper bags with foil or plastic lining			x	The sorting facility cannot separate the lining from the paper, making the paper not recyclable.		x	
Photograph paper			x	Photograph paper contains chemicals that make the paper not recyclable.		x	
Aseptic container (Tetra Pak)	x	x					

PAPER & CARTONS

ITEM	CAN YOU RECYCLE IT?			WHY NOT?	IF I CAN'T RECYCLE IT, WHAT SHOULD I DO WITH IT?		
	YES Curbside	YES Drop-off	NO		COMPOST IT	TRASH IT	OTHER OPTIONS
Paper to-go box or container			x	Paper to-go containers are soiled with food and liquid.	x	x	
Paper towel			x	The paper fibers in paper towels are too short to be made into new paper products.	x	x	
Tissue or Kleenex			x	The paper fibers in tissue are too short to be made into new paper products.	x	x	
Tissue paper			x	The paper fibers in tissue paper are too short to be made into new paper products.		x	If it's plain tissue paper
Wrapping paper			x	Wrapping paper contains dyes and additives that make the paper not recyclable.		x	
Napkin			x	The paper fibers in napkins are too short to be made into new paper products.	x	x	
Frozen food boxes	x	x					
Kitty litter bag (paper bag that you can tear with no plastic liner or coating)	x	x					
Shredded paper			x	Shredded paper is too small to be sorted at the sorting facility.	x	x	
Paper cup					x		
Receipt paper	x	x					
Thermal receipt paper			x	Thermal paper contains BPAs that are not wanted in products made from recycled paper.		x	
Business cards			x	Business cards are too small to be sorted at the sorting facility.	x	x	

PAPER & CARTONS

ITEM	CAN YOU RECYCLE IT?			WHY NOT?	IF I CAN'T RECYCLE IT, WHAT SHOULD I DO WITH IT?		
	YES Curbside	YES Drop-off	NO		COMPOST IT	TRASH IT	OTHER OPTIONS
Paper with staples in it	x	x					
Disposable wipes			x	These are made with plastic and soiled.		x	Use reusable
Surgical masks			x	These are made with mixed materials that cannot be separated for sorting. Additionally, masks pose a safety risk for staff.		x	
Lottery tickets (printed)			x	Thermal paper contains BPAs that are not wanted in products made from recycled paper.		x	
Lottery tickets (scratch off)			x	These are made with mixed materials that cannot be separated for sorting.		x	
Paper egg or produce container	x	x					
Padded paper mailer			x	These are made with mixed materials that cannot be separated for sorting.		x	Reuse
Bubble-lined paper mailer			x	These are made with mixed materials that cannot be separated for sorting.		x	Reuse

CARDBOARD

ITEM	CAN YOU RECYCLE IT?			WHY NOT?	IF I CAN'T RECYCLE IT, WHAT SHOULD I DO WITH IT?		
	YES Curbside	YES Drop-off	NO		COMPOST IT	TRASH IT	OTHER OPTIONS
Corrugated cardboard	x	x					
Cardboard box	x	x					
Tissue box	x	x					
Cereal or other food box	x	x					
Pizza box			x	Pizza boxes soiled with food and grease cannot be recycled. Unsoiled parts like the lid can be torn off and recycled.	x	x	
Paper towel tubes or toilet paper roll tubes	x	x					
Coffee ring or sleeve	x	x					
Wet cardboard			x	Moisture weakens the fibers in cardboard and can lead to mold, making it not recyclable.	x		Use in your garden to prevent weeds
Nut or chip cans			x	The sorting facility cannot separate the foil lining from the cardboard, making both materials not recyclable.		x	
Cardboard coated with aluminum			x	The sorting facility cannot separate the metal from the cardboard, making both materials not recyclable.			

METAL

ITEM	CAN YOU RECYCLE IT?			WHY NOT?	IF I CAN'T RECYCLE IT, WHAT SHOULD I DO WITH IT?		
	YES Curbside	YES Drop-off	NO		COMPOST IT	TRASH IT	OTHER OPTIONS
Soda can (aluminum can)	x	x					
Aluminum or tin foil			x	Aluminum foil contains only a small amount of aluminum and burns up instead of melts in the recycling process. Additionally, aluminum foil is most often soiled by food or grease and can cause other recyclables to not be recycled.		x	
Aluminum foil pan			x	See above.		x	
Metal food can (steel or tin)	x	x					
Aerosol can			x	Aerosol cans cannot be effectively cleaned to be recycled.		x	
Metal (steel or aluminum) lid from a metal can	x	x					
Metal (steel or aluminum) lid from a non-metal container	<2" sq.		x	Lids smaller than 2" square are too small to be sorted at the sorting facility.		x	
	>2" sq.	x	x				
Beer Cap			x	Beer caps are too small to be sorted at the sorting facility.		x	
Coat hanger			x	Coat hangers and other metal wire can get caught in the sorting machinery and damage the equipment.		x	Donate if not broken
Metal wire			x	Metal wire can get caught in the sorting machinery and damage the equipment.		x	

METAL

ITEM	CAN YOU RECYCLE IT?			WHY NOT?	IF I CAN'T RECYCLE IT, WHAT SHOULD I DO WITH IT?		
	YES Curbside	YES Drop-off	NO		COMPOST IT	TRASH IT	OTHER OPTIONS
Scrap metal			x	Scrap metal can damage the sorting equipment.			Take scrap metal to a convenience center
Cast iron			x	Cast iron cannot be sorted at the sorting facility.		x	Take scrap metal to a convenience center
Copper or brass fixtures			x	Copper and brass fixtures cannot be sorted at the sorting facility.		x	Take scrap metal to a convenience center
Silver (antique silver)			x	Silver cannot be sorted at the sorting facility.		x	Take scrap metal to a convenience center
Silverware/metal utensils/cutlery			x	Metal utensils like spoons and forks are too small to be sorted at the sorting facility and can damage the equipment.		x	Donate
Nut or chip cans			x	The sorting facility cannot separate the metal from the cardboard, making both materials not recyclable.		x	
Car parts			x	Car parts can damage the sorting equipment.			Take scrap metal to a convenience center
Curtain Rod			x	Curtain rods can damage the sorting equipment.		x	Donate

PLASTIC

ITEM	CAN YOU RECYCLE IT?			WHY NOT?	IF I CAN'T RECYCLE IT, WHAT SHOULD I DO WITH IT?		
	YES Curbside	YES Drop-off	NO		COMPOST IT	TRASH IT	OTHER OPTIONS
Water bottle	x	x					
Soda bottle	x	x					
Plastic cap (screwed on to plastic container)	x	x					
Plastic cap (loose)			x	Loose caps are too small to be sorted at the sorting facility.		x	
Plastic bag (grocery bag, shopping bag)			x	Plastic bags get stuck in the machinery at the sorting facility and have to be removed by hand. The equipment must be shut down to do this, which costs time and money.		x	Find a plastic bag drop-off**
Plastic take out box			x	There is no current market for this item.*		x	
Plastic jar (mayo, peanut butter, etc)	x	x					
Plastic food jug (milk, juice, etc)	x	x					
Plastic tub (yogurt, dairy, hummus, dip, soup, etc)			x	There is no current market for this item.*		x	
Plastic lid			x	There is no current market for this item.*		x	
Plastic tray			x	There is no current market for this item.*		x	
Plastic cookie tray			x	There is no current market for this item.*		x	
K-cups			x	There is no current market for this item.*		x	

*While these products are technically recyclable, there are currently no manufacturers buying these raw materials to make new items. If no one is buying them, they cannot be recycled and are just trash.

**Some materials cannot be sorted at the sorting facility, but can be recycled at drop-off locations managed by private businesses. For plastic bags, plastic wrap, and bubble wrap, plasticfilmrecycling.org has a search function to find area drop-offs. For foam recycling options, search online or ask your local grocery store if they provide foam recycling.

PLASTIC

ITEM	CAN YOU RECYCLE IT?			WHY NOT?	IF I CAN'T RECYCLE IT, WHAT SHOULD I DO WITH IT?		
	YES Curbside	YES Drop-off	NO		COMPOST IT	TRASH IT	OTHER OPTIONS
Plastic cup lid			x	There is no current market for this item.*		x	
Plastic cup or Solo cup			x	There is no current market for this item.*		x	
Plastic tube			x	There is no current market for this item.*		x	
Styrofoam (also known as expanded polystyrene)			x	Styrofoam cannot be sorted at the sorting facility. Clean foam can be taken to a foam recycling drop-off location.		x	Find a foam drop-off**
Ziploc bag			x	Ziploc bags get stuck in the machinery at the sorting facility and have to be removed by hand. The equipment must be shut down to do this, which costs time and money.		x	Find a plastic bag drop-off**
Cling wrap or plastic wrap			x	Plastic wrap gets stuck in the machinery at the sorting facility and has to be removed by hand. The equipment must be shut down to do this, which costs time and money.		x	Find a plastic bag drop-off**
Bubble wrap or plastic packaging material			x	Bubble wrap and plastic film products get stuck in the machinery at the sorting facility and have to be removed by hand. The equipment must be shut down to do this, which costs time and money.		x	Find a plastic bag drop-off**

*While these products are technically recyclable, there are currently no manufacturers buying these raw materials to make new items. If no one is buying them, they cannot be recycled and are just trash.

**Some materials cannot be sorted at the sorting facility, but can be recycled at drop-off locations managed by private businesses. For plastic bags, plastic wrap, and bubble wrap, plasticfilmrecycling.org has a search function to find area drop-offs. For foam recycling options, search online or ask your local grocery store if they provide foam recycling.

PLASTIC

ITEM	CAN YOU RECYCLE IT?			WHY NOT?	IF I CAN'T RECYCLE IT, WHAT SHOULD I DO WITH IT?		
	YES Curbside	YES Drop-off	NO		COMPOST IT	TRASH IT	OTHER OPTIONS
Packing peanuts			x	Packing peanuts are too small to be sorted at the sorting facility.		x	Find a foam drop-off**
Detergent jug	x	x					
Bleach bottle or jug	x	x					
Plastic "clamshell" container (produce, bakery, etc)			x	There is no current market for this item.*		x	
Plastic cat litter jug with a handle	x	x					
Plastic cat litter or pet food bag			x	There is no current market for this item.*		x	
Prescription bottle			x	There is no current market for this item.*		x	
Vitamin or over the counter medicine bottle	x	x					
Chip or snack bag			x	There is no current market for this item.*		x	
Juice pouch			x	There is no current market for this item.*		x	
Plastic straw			x	There is no current market for this item.*		x	
Plastic flower or landscaping pot			x	There is no current market for this item.*		x	Donate
Plastic bottles with pumps or spray nozzles	Partly	Partly		The plastic pump and spray nozzles are not recyclable. Remove them to recycle the bottle.		Trash the pump/spray nozzle	

*While these products are technically recyclable, there are currently no manufacturers buying these raw materials to make new items. If no one is buying them, they cannot be recycled and are just trash.

**Some materials cannot be sorted at the sorting facility, but can be recycled at drop-off locations managed by private businesses. For plastic bags, plastic wrap, and bubble wrap, plasticfilmrecycling.org has a search function to find area drop-offs. For foam recycling options, search online or ask your local grocery store if they provide foam recycling.

PLASTIC

ITEM	CAN YOU RECYCLE IT?			WHY NOT?	IF I CAN'T RECYCLE IT, WHAT SHOULD I DO WITH IT?		
	YES Curbside	YES Drop-off	NO		COMPOST IT	TRASH IT	OTHER OPTIONS
Motor oil bottle			x	This item contains a hazardous chemical making it not recyclable.		x (if empty)	Take to a convenience center
Lawn chemical bottle or jug			x	This item contains a hazardous chemical making it not recyclable.		x (if empty)	Take to a convenience center
6-pack or 4-pack can rings or carriers			x	There is no current market for this item.*		x (cut rings)	
Disinfectant wipe container	x	x					
Large coffee container	x	x					
Pod detergent container with a #2	x	x					
Pod detergent container with a #5			x	There is no current market for this item.*		x	Reuse
Plastic egg carton			x	There is no current market for this item.*		x	
Laundry basket			x	Bulky items can break the sorting equipment and there is no current market for this item.*		x	
Plastic crate			x	Bulky items can break the sorting equipment and there is no current market for this item.*		x	Reuse
Bulky plastic items			x	Bulky items can break the sorting equipment and there is no current market for this item.*			
Garden hose			x	This item can break the sorting equipment and there is no current market for this item.*		x	

*While these products are technically recyclable, there are currently no manufacturers buying these raw materials to make new items. If no one is buying them, they cannot be recycled and are just trash.

PLASTIC

ITEM	CAN YOU RECYCLE IT?			WHY NOT?	IF I CAN'T RECYCLE IT, WHAT SHOULD I DO WITH IT?		
	YES Curbside	YES Drop-off	NO		COMPOST IT	TRASH IT	OTHER OPTIONS
Face shield			x	There is no current market for this item.* Additionally, personal protective equipment poses a safety risk for staff.		x	
Plastic gloves			x	There is no current market for this item.* Additionally, personal protective equipment poses a safety risk for staff.		x	
Bubble-lined plastic shipping bag			x	There is no current market for this item.*		x	Reuse
Kiddie pool			x	Bulky items cannot be sorted at the sorting facility and there is no current market for this item.*		x	Donate
Plastic table cloth			x	Plastic table cloths and plastic film products get stuck in the machinery at the sorting facility and have to be removed by hand. The equipment must be shut down to do this, which costs time and money.		x	
Large plastic tub (Rubbermaid tubs)			x	Bulky items cannot be sorted at the sorting facility and there is no current market for this item.*		x	Donate
Plastic toys			x	These items are made with mixed materials**		x	Donate

*While these products are technically recyclable, there are currently no manufacturers buying these raw materials to make new items. If no one is buying them, they cannot be recycled and are just trash.

**These items are made with a mix of different types of materials that cannot be separated for recycling and are not designed to be recyclable.

GLASS

ITEM	CAN YOU RECYCLE IT?			WHY NOT?	IF I CAN'T RECYCLE IT, WHAT SHOULD I DO WITH IT?		
	YES Curbside	YES Drop-off	NO		COMPOST IT	TRASH IT	OTHER OPTIONS
Glass bottle (no lid or cork)		x					
Glass bottle (with lid or cork)			x	Lids and corks are not recyclable with glass. Remove lid or cork to recycle glass.			Remove lid to recycle glass
Glass jar (no lid)		x					
Glass jar (with lid)			x	Lids are not recyclable with glass. Remove lid to recycle glass.			Remove lid to recycle glass
Glass jar (with metal closure)			x	Metal closure and rubber seal is not recyclable with glass. Remove metal and rubber seal to recycle glass.		x	Remove metal and rubber to recycle glass
Window glass			x	Window glass is made differently than glass bottles and jars and can't be used by manufacturers to make new bottles and jars.		x	
Mirror glass			x	The coating on mirror glass cannot be removed and makes it not recyclable.		x	
Glass candle holder			x	Glass soiled with candle wax is not recyclable. If wax can be completely removed and glass cleaned, it can be recycled.		x	
Pyrex			x	Pyrex is designed to withstand extremely high temperatures which makes it not recyclable.		x	Donate