


TREASURER'S QUARTERLY REPORT TO COUNCIL 01/01/21 - 03/31/21



Kevin Crumbo
Finance Director

Michell Bosch
Treasurer

Heidi Hoeffner
Debt Administrator



DEBT PRESENTATION

- Current Debt Status
- Debt Service
- New Bond Issues
- Debt Projections



CURRENT DEBT STATUS

- General Obligation Debt
- Water and Sewer Revenue Debt
- Convention Center Authority Debt
- Sports Authority Debt
- Tax Anticipation Notes



GENERAL OBLIGATION DEBT

	Principal	Interest	Total
GO Debt at 12/31/2020	\$ 2,758,885,000	\$ 989,204,408	\$ 3,748,089,408
GO Refunding Bond Series 2021A	(9,880,000)	(1,579,190)	(11,459,190)
GO Refunding Bond Series 2021B	66,900,000	(115,580,721)	(48,680,721)
GO Improvement Bond Series 2021C	571,725,000	184,892,191	756,617,191
GO Debt Payments	(18,655,000)	(62,905,475)	(81,560,475)
GO Debt at 03/31/2021	<u>\$ 3,368,975,000</u>	<u>\$ 994,031,214</u>	<u>\$ 4,363,006,214</u>
State Loans for Schools at 12/31/2020 ⁽¹⁾	\$ 22,350,451	\$ 13,238,689	\$ 35,589,140
State Loan Debt Payments	(884,112)	(550,093)	(1,434,205)
Interest Earned	4	282	286
State Loans as of 03/31/2021	<u>\$ 21,466,343</u>	<u>\$ 12,688,595</u>	<u>\$ 34,154,938</u>
Total GO Bonded Debt at 03/31/2021	<u>\$ 3,390,441,343</u>	<u>\$ 1,006,719,809</u>	<u>\$ 4,397,161,152</u>

(1) 2009 and 2010 Qualified School Construction Bonds

Source: Treasury Debt Schedules



GO COMMERCIAL PAPER

	Principal
GO Commercial Paper at 12/31/2020 ⁽¹⁾	\$ 650,000,000
Commercial Paper Draw at 01/04/2021	\$ 50,000,000
GO Improvement Bonds, Series 2021C	(650,000,000)
Total GO Commercial Paper Outstanding at 03/31/2021	<u>\$ 50,000,000</u>
Commercial Paper Interest Payments ⁽²⁾	<u>\$ 391,644</u>

⁽¹⁾ Commercial Paper ending balance at 12/31/2020 on prior quarterly report included a \$50M commercial paper draw on 01/04/2021.

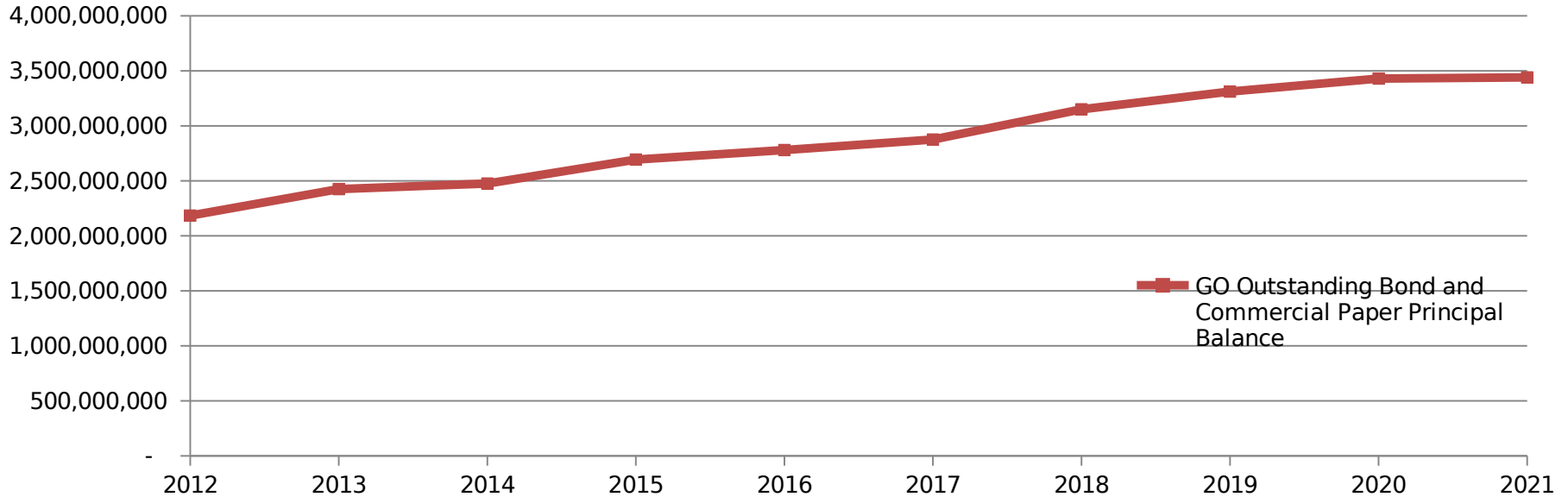
⁽²⁾ Commercial paper interest is variable rate

Source: Treasury Debt Schedules



10 YEAR HISTORY OF GENERAL OBLIGATION PRINCIPAL BALANCE

GO Outstanding Bond and Commercial Paper Principal Balance



OUTSTANDING WATER AND SEWER DEBT

	Principal	Interest	Total
Water and Sewer Debt at 12/31/2020	\$ 954,535,000	\$ 684,797,061	\$ 1,639,332,061
Water and Sewer Debt Payments	-	(24,467,176)	\$ (24,467,176)
Total Water and Sewer Debt at 03/31/2021	<u>\$ 954,535,000</u>	<u>\$ 660,329,885</u>	<u>\$ 1,614,864,885</u>

Source: Treasury Debt Schedules



WATER AND SEWER COMMERCIAL PAPER

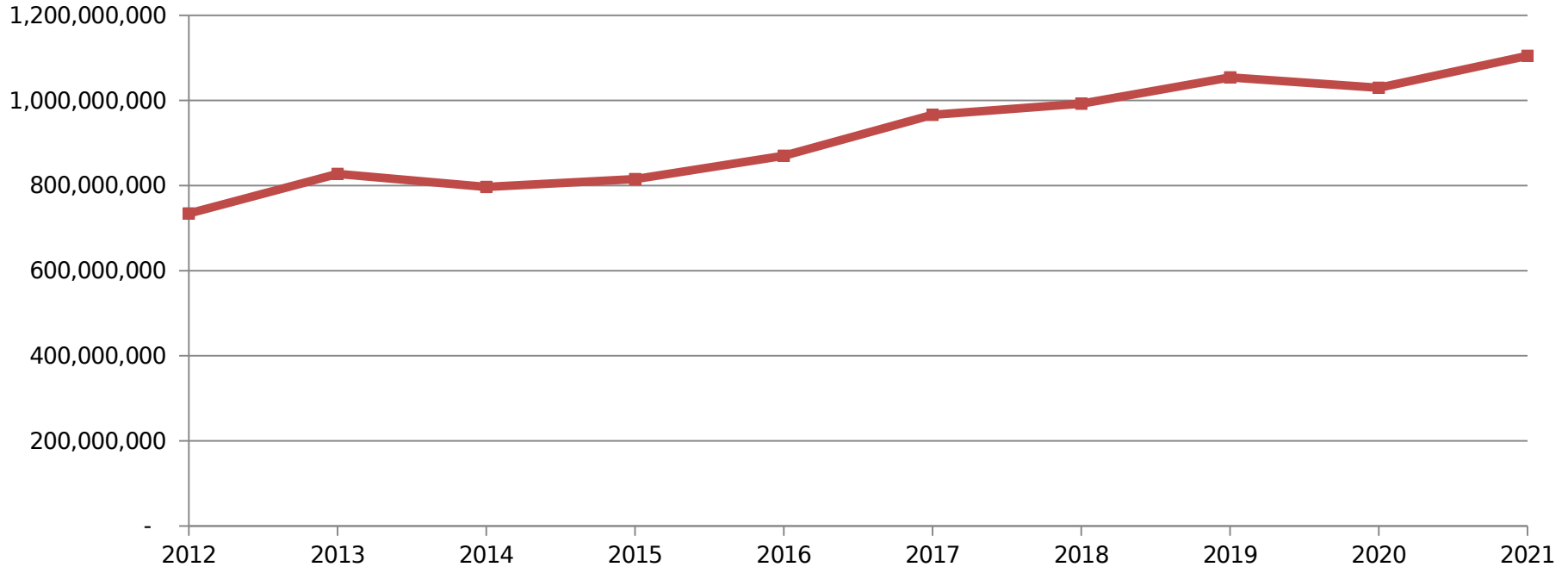
	Principal
Water & Sewer Commercial Paper at 12/31/2020	\$ 125,200,000
Commercial Paper Draw 3/09/2021	25,000,000
Total W&S Commercial Paper Outstanding at 03/31/2021	<u>\$ 150,200,000</u>
Commercial Paper Interest Payments ⁽¹⁾	<u>\$ 56,351</u>

⁽¹⁾ Commercial paper interest is variable rate

Source: Treasury Debt Schedules



10 YEAR HISTORY OF WATER AND SEWER PRINCIPAL BALANCE



Source: Treasury Debt Schedules



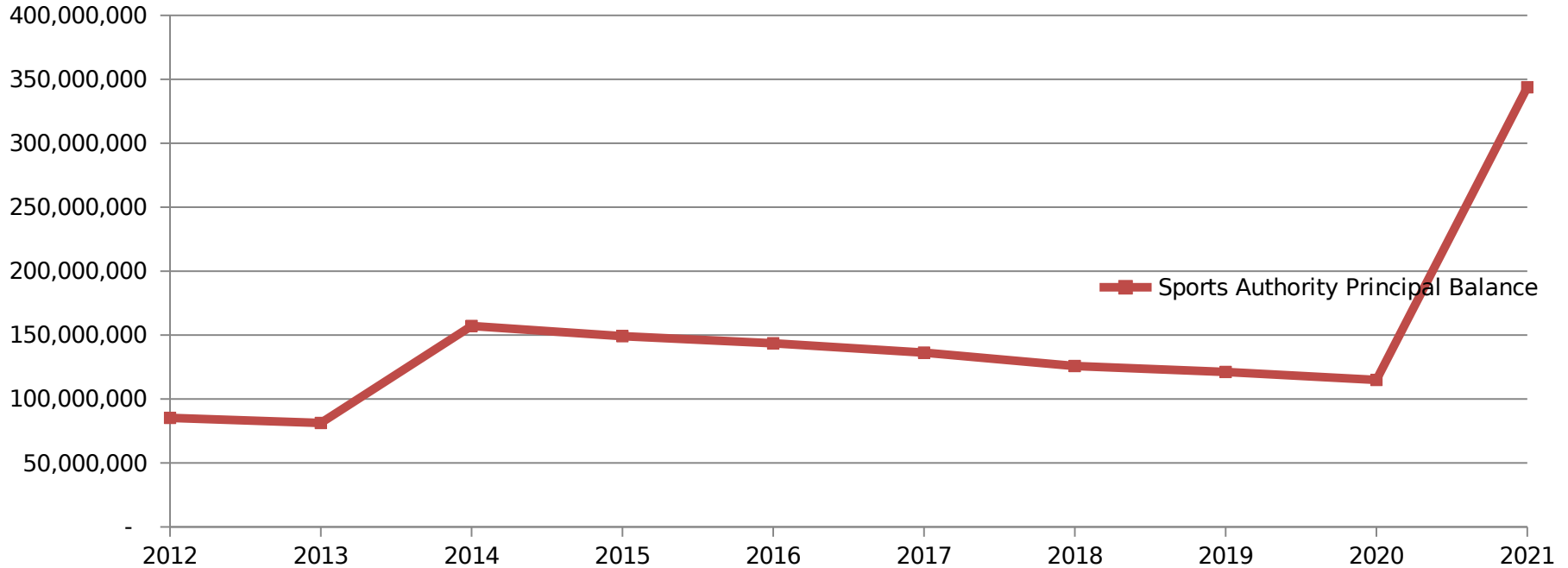
OUTSTANDING SPORTS AUTHORITY DEBT

	Principal		Interest		Total
Sports Authority Debt at 12/31/2020	\$ 333,905,000	\$	181,612,176	\$	515,517,176
Sports Authority Debt Payments			(2,336,945)		(2,336,945)
<hr/>	<hr/>	<hr/>	<hr/>	<hr/>	<hr/>
GO Debt at 03/31/2021	\$ 333,905,000	\$	179,275,231	\$	513,180,231
<hr/>	<hr/>	<hr/>	<hr/>	<hr/>	<hr/>
Pinnacle Bank Loan Balance at 12/31/2020	\$ 9,856,356	\$	-	\$	9,856,356
Pinnacle Loan Payments	-		-		-
<hr/>	<hr/>	<hr/>	<hr/>	<hr/>	<hr/>
Pinnacle Loan Balance at 03/31/2021	\$ 9,856,356	\$	-	\$	9,856,356
<hr/>	<hr/>	<hr/>	<hr/>	<hr/>	<hr/>
Total Sports Authority Debt at 03/31/2021	\$ 343,761,356	\$	179,275,231	\$	523,036,587

Source: Treasury Debt Schedules



10 YEAR HISTORY OF SPORTS AUTHORITY PRINCIPAL BALANCE



Source: Treasury Debt Schedules



OUTSTANDING CONVENTION CENTER DEBT

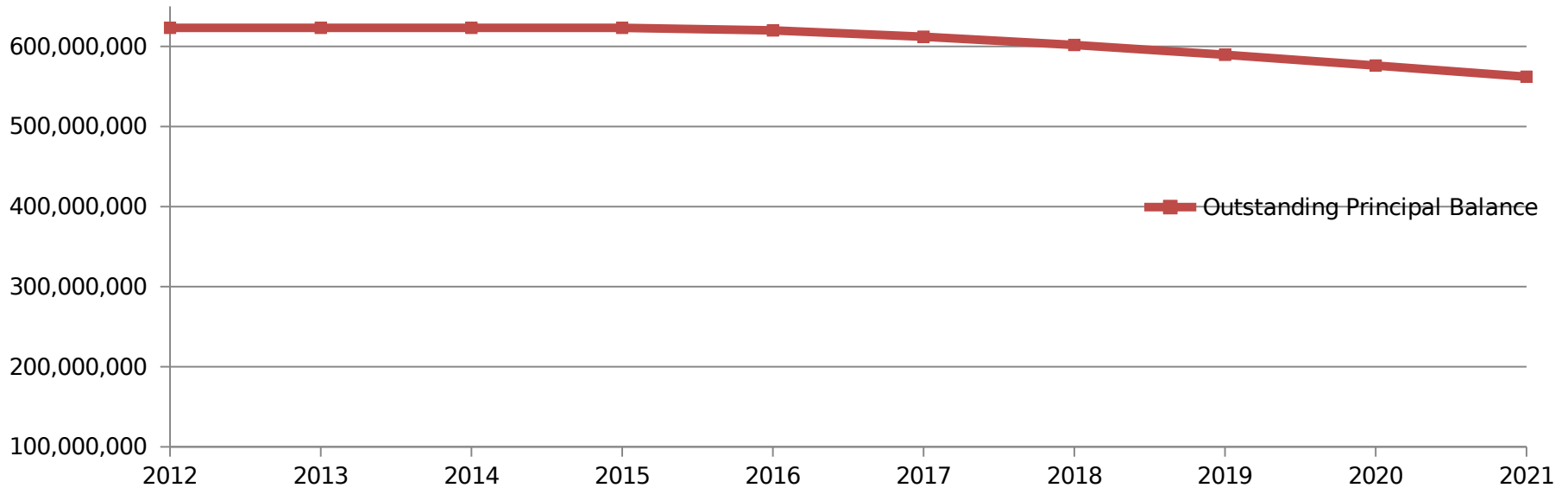
	Principal	Interest	Total
Convention Center Debt at 12/31/2020	\$ 562,170,000	\$ 540,028,128	\$ 1,102,198,128
Convention Center Debt Payments	-	(18,976,113)	\$ (18,976,113)
Total Convention Center Debt at 03/31/2021	<u>\$ 562,170,000</u>	<u>\$ 521,052,015</u>	<u>\$ 1,083,222,015</u>

Source: Treasury Debt Schedules



10 YEAR HISTORY OF CONVENTION CENTER PRINCIPAL BALANCE

Outstanding Principal Balance



Source: Treasury Debt Schedules



TAX ANTICIPATION NOTES

- A tax anticipation note (TAN) is a short-term borrowing instrument authorized by the state to assist local governments match cash availability with cash needs
- Example – property tax revenue is collected October through February while spending based on that revenue begins July 1st
- Borrowing may be from either internal or external sources



TAX ANTICIPATION NOTES (CONT)

- TANs must be approved by the State Comptroller prior to the notes being issued
- TANs are required to be paid back within the same fiscal year
- Metro's cashflow needs begin July 1st



TAX ANTICIPATION NOTES (CONT)

	Principal	Interest	Total
TANS Debt at 12/31/2021	\$ 285,000,000	\$ 3,121,937	\$ 288,121,937
TANS Debt payments	(285,000,000)	(3,121,937)	\$(288,121,937)
Total TANS Debt at 03/31/2021	\$ -	\$ -	\$ -

Source: Treasury Debt Schedules



DEBT PRESENTATION

Debt Service

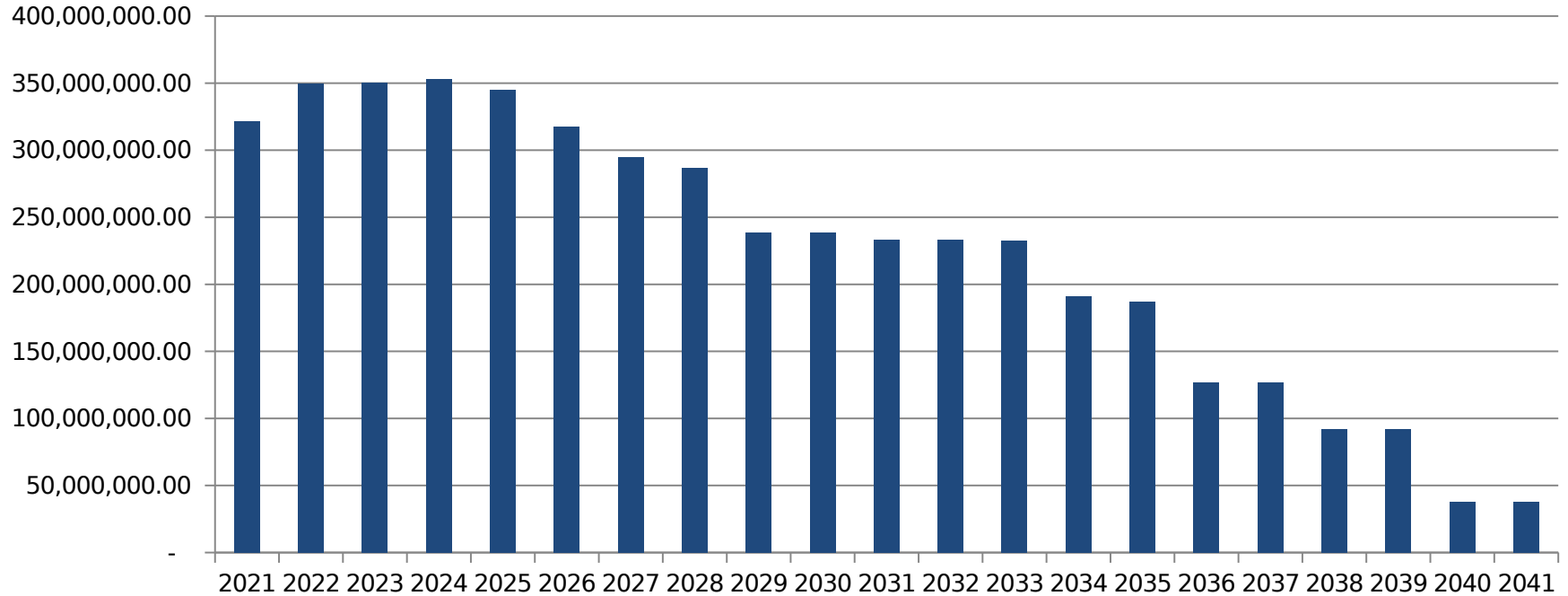


DEBT RATIOS

Fiscal Year	Debt Per Capita	% Debt Service to Total General Expenditures	Debt Service Coverage
2011	\$ 3,167	4.30%	1.6
2012	3,267	5.00%	1.4
2013	3,898	6.40%	1.6
2014	3,683	9.10%	1.5
2015	3,452	9.50%	1.9
2016	3,910	9.20%	1.6
2017	4,380	9.40%	1.4
2018	4,104	10.00%	1.3
2019	4,934	10.50%	1.5
2020	4,498	12.00%	1.9
10 Year Average	3,929	8.50%	1.6
Source: 2020 Metro CAFR			



ANNUAL GENERAL OBLIGATION DEBT SERVICE



ANNUAL DEBT SERVICE BY BOND ISSUE

Bond Series	2010A Refunding Series	2010B BAB Series	2010D Refunding Series	2011 Refunding Series	2012 QECB Series	2012 Refunding Series	2012A DES Refunding Series	2012B Refunding Series	2013 Refunding Series	2013A Series
2021	22,012,025	14,381,925	40,510,850	13,552,875	216,835	36,645,388	3,442,050	8,351,169	9,924,450	20,740,100
2022		14,381,925		12,366,625	216,835	33,948,344	3,435,800	8,348,500	2,532,950	15,730,350
2023		14,381,925		-	216,835	46,525,250	3,435,350	8,350,483	2,532,950	16,523,350
2024		14,381,925		-	216,835	-	3,035,525	22,347,311	30,649,100	-
2025		14,381,925		-	216,835	-	3,435,775	29,832,095	30,652,625	-
2026		14,381,925		-	216,835	-	3,430,775	-	-	-
2027		28,210,730		-	216,835	-	4,265,600	-	-	-
2028		38,813,052		-	6,548,417	-	3,427,400	-	-	-
2029		38,291,838		-	-	-	3,416,700	-	-	-
2030		37,748,127		-	-	-	3,416,900	-	-	-
2031		37,184,777		-	-	-	3,412,700	-	-	-
2032		36,599,506		-	-	-	3,409,000	-	-	-
2033		35,994,889		-	-	-	3,399,625	-	-	-
2034		35,363,500		-	-	-	3,397,875	-	-	-
2035		34,707,914		-	-	-	-	-	-	-
2036										
2037										
2038										
2039										
2040										
2041										
Total	22,012,025	409,205,885	40,510,850	25,919,500	8,066,261	117,118,981	48,361,075	77,229,558	76,292,075	52,993,800

Source: Treasury Debt Schedules



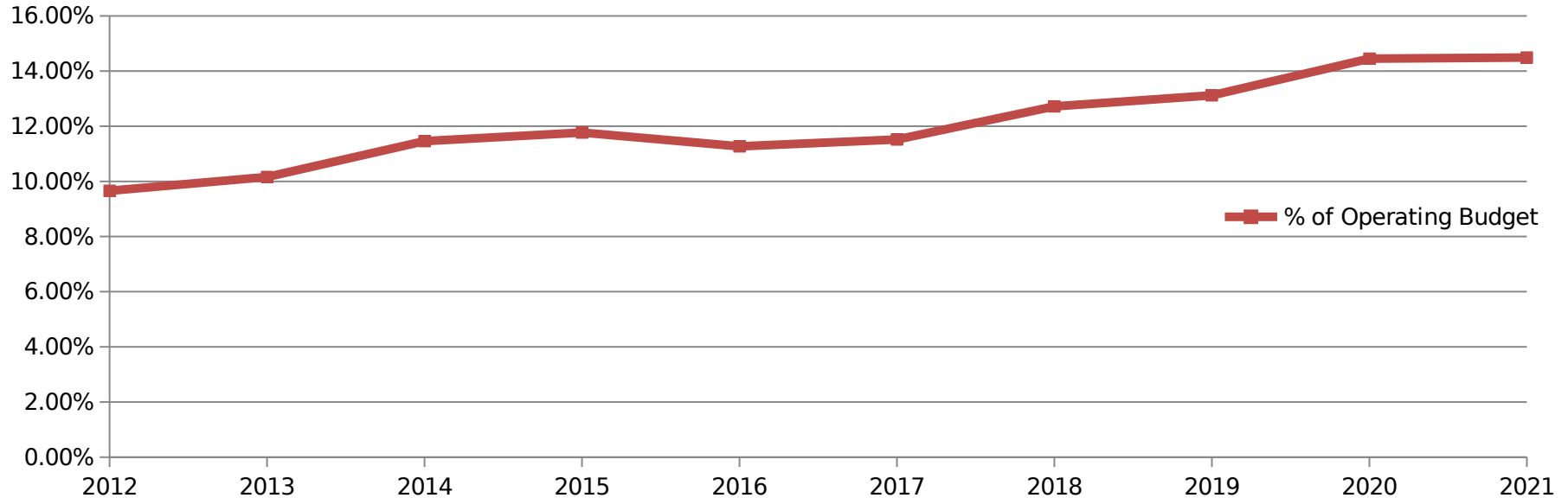
ANNUAL DEBT SERVICE BY BOND ISSUE

CONT

Bond Series	2015A	2015B	2016			2021A	2021B	Total All		
	Refunding Series	Refunding Series	2015C Series	Refunding Series	2017 Series	2018 Series	Refunding Series	Refunding Series	2021C Series	Bonds
2021	2,986,500	14,996,940	28,800,575	15,589,700	35,290,988	53,815,850				321,258,219
2022	13,306,875	14,993,814	21,551,325	13,294,350	35,287,113	53,816,975	50,718,560	17,514,105	37,829,916	349,274,362
2023	13,309,000	14,968,163	21,551,200	13,294,450	35,288,238	53,817,850	32,165,875	36,087,842	37,828,475	350,277,236
2024	13,308,250	940,745	21,551,325	40,724,250	35,286,988	53,815,475	30,827,250	48,341,661	37,831,975	353,258,615
2025	13,313,125	940,745	21,549,300	45,055,250	35,285,988	53,816,600	16,852,750	41,485,845	37,831,975	344,650,832
2026	10,601,625	7,678,384	21,551,200	42,320,250	35,287,613	53,817,725	9,356,625	80,820,417	37,831,225	317,294,599
2027	3,951,375	7,665,390	21,551,875	39,998,250	35,288,744	53,815,350	3,013,500	58,960,885	37,832,225	294,770,759
2028	-	7,650,303	21,551,250	38,310,250	35,287,300	53,815,725		43,146,846	37,832,225	286,382,768
2029	-	4,149,007	21,550,625	38,308,750	35,287,200	53,819,000		6,067,186	37,828,475	238,718,781
2030	-	4,141,083	-	38,306,000	35,286,900	53,815,775		27,620,590	37,828,225	238,163,599
2031	-	-	-	38,309,250	35,289,700	53,817,900		27,621,318	37,828,225	233,463,870
2032	-	-	-	16,200,000	35,288,900	53,816,525		49,732,739	37,830,825	232,877,495
2033	-	-	-	15,600,000	35,287,800	53,816,900		50,333,863	37,832,625	232,265,702
2034	-	-	-	-	35,289,500	53,815,500		25,336,606	37,830,775	191,033,756
2035	-	-	-	-	35,287,100	53,817,400		25,339,277	37,831,175	186,982,866
2036					35,288,600	53,817,300			37,832,925	126,938,825
2037					35,286,900	53,817,300			37,832,125	126,936,325
2038						53,819,300			37,831,000	91,650,300
2039						53,815,200			37,832,000	91,647,200
2040									37,829,000	37,829,000
2041									37,831,800	37,831,800
Total	70,776,750	78,124,574	201,208,675	395,310,750	599,895,569	1,022,519,650	142,934,560	538,409,179	756,617,191	4,683,506,909



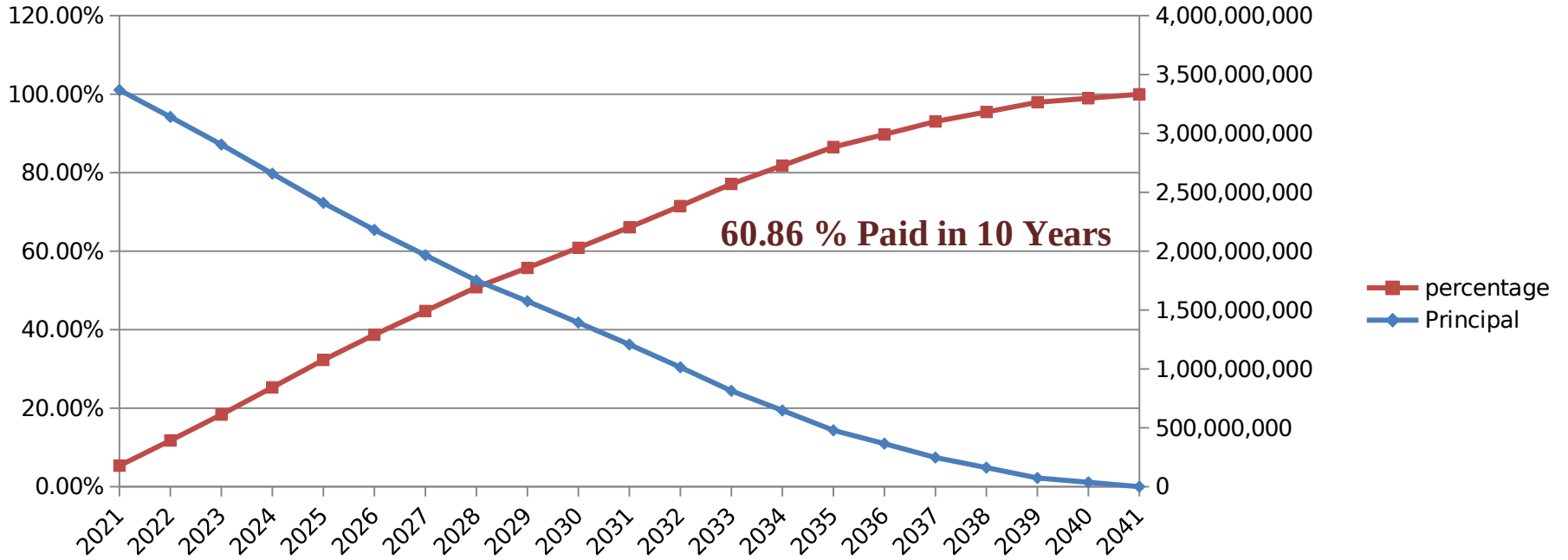
TOTAL DEBT SERVICE AS A PERCENTAGE OF OPERATING BUDGET



Source: Treasury Debt Schedules



PERCENTAGE OF GO BOND PRINCIPAL PAID IN 10 YEARS



Source: Treasury Debt Schedules



DEBT PRESENTATION

New Bond Issues



GO REFUNDING BONDS, SERIES 2021A

- \$53,965,000 G.O. Improvement and Refunding Bonds, Series 2010A, maturing July 1, 2021 through July 1, 2026;
- \$87,210,000 G.O. Refunding Bonds, Series 2010D; maturing July 1, 2021 through July 1, 2024.

Date - 02/18/2021

PV Savings (\$) - \$11,349,908.03

PV Savings (%) - 8.04%



GO REFUNDING BONDS , SERIES 2021B

- \$23,885,000 G.O. Refunding Bonds, Series 2011; maturing July 1, 2022 through July 1, 2023
- \$59,670,000 G.O. Refunding Bonds, Series 2012; maturing July 1, 2023 through July 1, 2025
- \$150,110,000 G.O.. Refunding Bonds, Series 2013; maturing July 1, 2025 through July 1, 2027
- \$150,550,000 G.O. Improvement Bonds Series 2015C: maturing July 1, 2029 through July 1, 2034
- \$45,915,000 G.O. Refunding Bonds Series 2016; maturing January 1, 2032 through January 1, 2033

Date - 02/18/2021

PV Savings (\$) - \$43,979,564.40

PV Savings (%) - 10.224%



GO IMPROVEMENT BONDS, SERIES 2021C

- Retired \$650 million Commercial Paper February 25, 2021
- First Principal – January 1, 2022
- Final Principal – January 1, 2041
- All inclusive interest – 1.823%
- Avg. Annual Debt Service - \$37.8 million



DEBT PRESENTATION

Debt Projections



CURRENT AUTHORIZED/UN-BONDED DEBT

Approved Capital Spending Plans Authorizing the Issuance of General Obligation Bonds

Prior Approved Capital Spending	\$ 3,638,000,000
RS 2021-757 Approved 2021 Capital Spending	482,000,000
RS 2021-758 Deauthorization of Prior Capital Plan	(5,000,000)
Total Authorized Capital Spending	<u>\$ 4,115,000,000</u>
Prior Bonds Issued to Finance Approved Capital Spending	\$ 2,357,000,000
GO Improvement Bond Series 2021C	572,000,000
Total Bonds Issued	<u>\$ 2,929,000,000</u>
Total Authorized/Un-Bonded Debt at 03/31/2021	<u>\$ 1,186,000,000</u>

These amounts include all authorized & de-authorized capital spending plans and bonds issued since 2009

Source: Treasury Debt Schedules

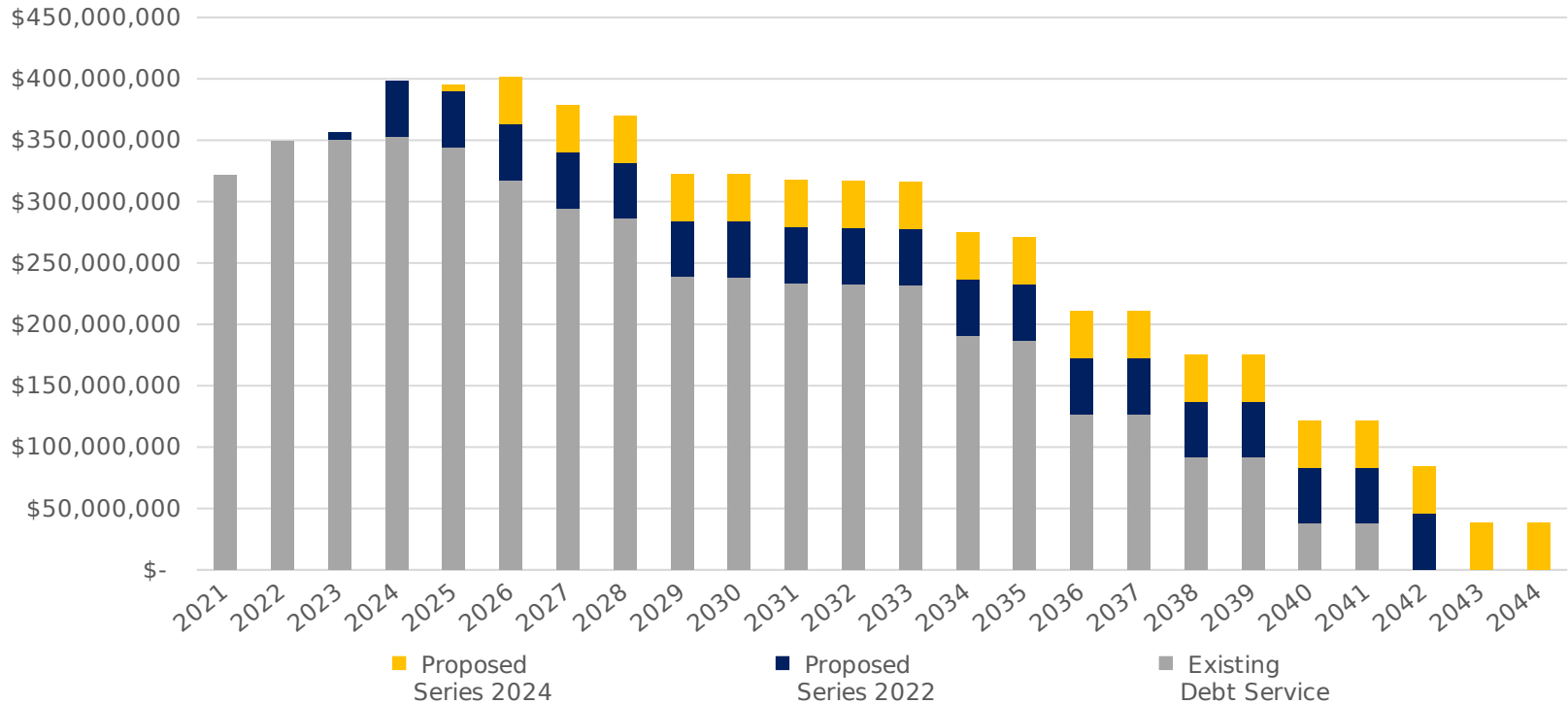


FUTURE DEBT SERVICE TO FUND EXISTING AUTHORIZATIONS

Period Ending	Existing Debt Service	Proposed Series 2022	Proposed Series 2024	Aggregate Debt Service	Change in Annual Debt Service from Prior Year
6/30/2021	\$ 321,258,219	\$ -	\$ -	\$ 321,258,219	\$ 149
6/30/2022	349,274,362	-	-	349,274,362	28,016,143
6/30/2023	350,277,236	5,963,792	-	356,241,028	6,966,666
6/30/2024	353,258,615	45,387,500	-	398,646,115	42,405,087
6/30/2025	344,650,832	45,387,250	5,022,743	395,060,825	(3,585,291)
6/30/2026	317,294,599	45,389,000	38,698,300	401,381,899	6,321,074
6/30/2027	294,770,759	45,390,250	38,699,550	378,860,559	(22,521,340)
6/30/2028	286,382,768	45,388,500	38,699,800	370,471,068	(8,389,490)
6/30/2029	238,718,781	45,391,250	38,697,050	322,807,081	(47,663,987)
6/30/2030	238,163,599	45,390,500	38,699,300	322,253,399	(553,682)
6/30/2031	233,463,870	45,388,500	38,699,050	317,551,420	(4,701,979)
6/30/2032	232,877,495	45,387,250	38,699,050	316,963,795	(587,625)
6/30/2033	232,265,702	45,388,500	38,696,800	316,351,002	(612,793)
6/30/2034	191,033,756	45,388,750	38,699,800	275,122,306	(41,228,696)
6/30/2035	186,982,866	45,389,500	38,700,050	271,072,416	(4,049,891)
6/30/2036	126,938,825	45,387,000	38,699,800	211,025,625	(60,046,791)
6/30/2037	126,936,325	45,387,400	38,696,050	211,019,775	(5,850)
6/30/2038	91,650,300	45,387,600	38,700,800	175,738,700	(35,281,075)
6/30/2039	91,647,200	45,390,400	38,699,400	175,737,000	(1,700)
6/30/2040	37,829,000	45,388,400	38,696,000	121,913,400	(53,823,600)
6/30/2041	37,831,800	45,389,400	38,698,800	121,920,000	6,600
6/30/2042	-	45,390,800	38,695,600	84,086,400	(37,833,600)
6/30/2043	-	-	38,699,600	38,699,600	(45,386,800)
6/30/2044	-	-	38,698,400	38,698,400	(1,200)
	<u>\$ 4,683,506,909</u>	<u>\$ 868,351,542</u>	<u>\$ 740,295,943</u>	<u>\$ 6,292,154,393</u>	



FUTURE DEBT SERVICE TO FUND EXISTING AUTHORIZATIONS (CONT.)



COMMERCIAL PAPER

- Commercial paper is a form of bond anticipation notes
- Notes are issued as needed not to exceed authorized limits
- Funds can only be spent on projects previously approved in capital spending plans
- Provides lower cost interim financing until long-term bonds are issued
- Only a financing method – not additional spending authority



COMMERCIAL PAPER (CONT.)

- Interest rates on commercial paper notes ranged from .06% to 3.5% for new issues and rolls during the past year
- Current outstanding GO CP is \$50 million
- Current outstanding W&S CP is \$150.2 million
- Projecting GO Bond Issue in the Fall of 2022 to take out \$650 million of commercial paper
- Projecting GO Bond Issue in the Fall of 2024 to take out \$535.9 million of commercial paper



CURRENT NISSAN STADIUM REFUNDING BONDS

- \$14,415,000 Taxable Improvement Revenue Bonds, Series 2012A maturing 07/01/2023 through 07/01/2033
- \$8,250,000 Sports Authority Refunding Bonds, Series 2014 maturing 07/01/2025 through 07/01/2026
- Pinnacle Loan approximately \$9,206,318 maturing 07/01/2021 through 10/01/2027

PV Savings (\$) – \$2,067,886

PV Savings (%) – 6.488%

* These numbers are based on preliminary analysis run March 16, 2021 and are subject to change.



CURRENT FORD ICE CENTER REFUNDING BONDS

- \$8,490,000 Public Facility Revenue Improvement Bonds, (Taxable) Series 2013A maturing 07/01/2024 through 07/01/2033

PV Savings (\$) – \$577,045

PV Savings (%) – 6.80%

* These numbers are based on preliminary analysis run March 16, 2021 and are subject to change.



CURRENT BALLPARK REFUNDING BONDS

- \$44,715,000 Public Improvement Revenue Bonds (Ballpark Project), Series 2013A Maturing 08/01/2024 through 08/01/2043
- \$9,330,000 Public Improvement Revenue Bonds (Ballpark Project), (Taxable) Series 2013B Maturing 08/01/2024 through 08/01/2043

PV Savings (\$) - \$3,948,336

PV Savings (%) - 7.306%

* These numbers are based on preliminary analysis run March 15, 2021 and are subject to change.



PROJECTED BOND REFUNDINGS FALL OF FY22

- Convention Center Bond Refunding
 - Current Refunding of \$29.885 million Series 2010A-1 Bonds
 - PV Savings (%) - 10.39%
 - PV Savings (\$) - \$3.1 million
- Water and Sewer Bond Refunding (Taxable)
 - Advance Refunding of \$225.135 million Series 2013 Bonds
 - PV Savings (%) - 16.83%
 - PV Savings (\$) - \$37.896 million

* These numbers are based on preliminary analysis received February 12, 2021 and are subject to change.



Metropolitan Government of Nashville and Davidson County
 Quarterly Financial Updates
 Inception through February 2021
 General Obligation Capital Projects

Department Description	Business Unit Description	Fund Number	Business Unit/Job Number	Project Approval Date	Fund Description	Budget	Period Actual Amount	YTD Actual	Inception to Date Actual	Encumbrance Amount	Remaining Balance
Administrative	ADM GSD Contingency CF to FY10	40009	01401010	6/10/2009	GSD FY10 Capital Projects Fund	521,343	0	0	169,187	0	352,156
Administrative	ADM GSD Cap Recall Contingency	40009	01401210	6/10/2009	GSD FY10 Capital Projects Fund	2,264,068	0	0	0	0	2,264,068
Administrative	x-ADM ADA Compliance Projects	40009	01403010	6/10/2009	GSD FY10 Capital Projects Fund	1,090,331	0	0	1,090,331	0	0
Administrative	x-ADM CJC Renovation	40009	01405010	6/10/2009	GSD FY10 Capital Projects Fund	2,086,643	0	0	1,586,643	0	500,000
Administrative	x-ADM Energy RetroFit Projects	40009	01406010	6/10/2009	GSD FY10 Capital Projects Fund	1,920,144	0	0	1,920,144	0	0
Administrative	x-ADM AABirch Closeout	40009	01407010	6/10/2009	GSD FY10 Capital Projects Fund	1,358,477	0	0	1,358,477	0	0
Administrative	x-ADM City Hall Closeout	40009	01408010	6/10/2009	GSD FY10 Capital Projects Fund	9,510	0	0	9,510	0	0
Administrative	ADM Major Maint Facilities	40009	01409010	6/10/2009	GSD FY10 Capital Projects Fund	701,381	0	0	701,381	0	0
Administrative	x-ADM Fulton CF to FY10	40009	01410010	6/10/2009	GSD FY10 Capital Projects Fund	25,553,119	0	0	25,553,119	0	0
Administrative	ADM Metro Southeast	40009	01411010	6/10/2009	GSD FY10 Capital Projects Fund	768,643	0	0	768,643	0	0
Administrative	x-ADM Temp Train E911	40009	01413010	6/10/2009	GSD FY10 Capital Projects Fund	548,642	0	0	548,642	0	0
Administrative	x-ADM Courthouse Closeout	40009	01414010	6/10/2009	GSD FY10 Capital Projects Fund	248,637	0	0	248,637	0	0
Administrative	x-ADM Relocation Costs	40009	01415010	6/10/2009	GSD FY10 Capital Projects Fund	1,560	0	0	1,560	0	0
Administrative	x-ADM Roofing Projects	40009	01416010	6/10/2009	GSD FY10 Capital Projects Fund	2,289,775	0	0	2,289,775	0	0
Administrative	x-ADM Fulton Addl Infrac FY10	40009	01418010	6/10/2009	GSD FY10 Capital Projects Fund	1,050,000	0	0	1,050,000	0	0
Administrative	ADM GSD Cap Recall Contingency	40011	01401211	9/27/2010	GSD FY11 Capital Projects Fund	133,360	0	0	0	0	133,360
Administrative	x-ADM Peterbilt Projects	40011	01410011	9/27/2010	GSD FY11 Capital Projects Fund	16,000,000	0	0	16,000,000	0	0
Administrative	x-ADM Hickory Hollow Projects	40011	01411011	9/27/2010	GSD FY11 Capital Projects Fund	17,997,991	0	0	17,997,991	0	0
Administrative	ADM Admin projects Recall	40011	01412011	9/27/2010	GSD FY11 Capital Projects Fund	150,327	0	0	121,120	0	29,207
Administrative	ADM GSD FY13 Cap Contingency	40013	01401013	6/19/2012	GSD FY13 Capital Projects Fund	138,732	0	0	0	0	138,732
Administrative	x-ADM Deferred Maint EvalRecall	40013	01401313	6/19/2012	GSD FY13 Capital Projects Fund	77,000	0	0	77,000	0	0
Administrative	x-ADM EconDev CapitolViewRecall	40013	01401413	6/19/2012	GSD FY13 Capital Projects Fund	724,416	0	0	724,417	0	0
Administrative	ADM GSD FY14 Cap Contingency	40014	01401014	6/12/2013	GSD FY14 Capital Projects	15,000	0	0	0	0	15,000
Administrative	ADM GSD Cap Recall Contingency	40014	01401214	6/12/2013	GSD FY14 Capital Projects	499,828	0	0	(251)	0	500,079
Administrative	ADM GSD FY16 Cap Contingency	40016	01401016	6/10/2015	GSD FY16 Capital Projects	4,351,120	0	0	0	0	4,351,120
Administrative	ADM GSD Cap Recall Contingency	40016	01401216	6/10/2015	GSD FY16 Capital Projects	104,239	0	0	0	0	104,239
Administrative	x-ADM Nash State Comm Donelson	40016	01405016	6/10/2015	GSD FY16 Capital Projects	1,000,000	0	0	1,000,000	0	0
Administrative	ADM Nash State Comm Madison	40016	01406016	6/10/2015	GSD FY16 Capital Projects	1,000,000	0	0	1,000,000	0	0
Administrative	ADM GSD FY17 Cap Contingency	40017	01401017	6/22/2016	GSD FY17 Capital Projects	3,149,958	0	0	0	0	3,149,958
Administrative	ADM GSD FY18 Cap Contingency	40018	01401018	6/14/2017	GSD FY18 Capital Projects	292,000	0	0	0	0	292,000
Administrative	ADM Affordable Housing	40018	01403018	6/14/2017	GSD FY18 Capital Projects	25,000,000	12,072	278,043	573,259	2,086,714	22,340,027
Administrative	ADM EconDev CapitolView-Recall	40109	01406310	6/10/2009	GSD FY10 Self-funding Cap Proj	1,346,982	0	0	786,340	0	560,642
Administrative	x-ADM Cap Proj Nash State Comm	40111	01405011	9/27/2010	X-GSD Cap Proj Nash St Comm	1,000,000	0	0	1,000,000	0	0
Administrative	ADM GSD FY13B CapContingency	40113	01401113	2/12/2013	GSD FY13B Capital Projects	2,300,000	0	0	0	0	2,300,000
Administrative	ADM EconDev CapitolView-Recall	40113	01402313	2/12/2013	GSD FY13B Capital Projects	1,145,160	0	0	1,145,160	0	0
Administrative	ADM GSD Bridge Planning	40113	01421113	2/12/2013	GSD FY13B Capital Projects	200,000	0	0	185,175	0	14,825
Administrative	ADM GSD FY18B Cap Contingency	40118	01401118	11/22/2017	GSD FY18B Capital Projects	163,125	0	0	0	0	163,125
Administrative	ADM GSD FY19B Cap Contingency	40119	01401119	10/22/2018	GSD FY19B Capital Projects	6,003,400	0	0	0	0	6,003,400
Administrative	x-ADM Deferred Maint EvalRecall	40209	01407310	6/10/2009	GSD FY10 Non-BAB Capital Proj	63,081	0	0	63,081	0	0
Administrative	x-ADM Relocation Costs	40209	01415510	6/10/2009	GSD FY10 Non-BAB Capital Proj	91,524	0	0	91,524	0	0
Administrative	ADM GSD FY20B Cap Proj Contingency	40220	01431220	3/18/2020	GSD FY20B Cap Projs RS2020-	6,000,000	0	0	0	0	6,000,000

Metropolitan Government of Nashville and Davidson County
 Quarterly Financial Updates
 Inception through February 2021
 General Obligation Capital Projects

Department Description	Business Unit Description	Fund Number	Business Unit/Job Number	Project Approval Date	Fund Description	Budget	Period Actual Amount	YTD Actual	Inception to Date Actual	Encumbrance Amount	Remaining Balance
Administrative	ADM GSD S/F Cap Recall Conting	40401	01440201	6/10/2009	GSD GSR FY10 SF 800 MHzUpd	152,131	0	0	0	0	152,131
Administrative	ADM USD Contingency CF to FY10	48009	01402010	6/10/2009	USD FY10 Capital Projects Fund	322,115	0	0	0	0	322,115
Administrative	ADM USD Contingency CF to FY11	48011	01402011	9/27/2010	USD FY11 Capital Projects Fund	35,000	0	0	6,879	0	28,121
Administrative	ADM USD FY13B CapContingency	48113	01481113	2/12/2013	USD FY13B Capital Projects	977,000	0	0	0	0	977,000
	ADMINISTRATIVE TOTALS					130,845,762	12,072	278,043	78,067,745	2,086,714	50,691,303
Election Commission	x-ELE Votor Reg Systems	40009	05401010	6/10/2009	GSD FY10 Capital Projects Fund	42,375	0	0	42,375	0	0
Election Commission	ELE Voting Machine Replacement	40119	05400119	10/22/2018	GSD FY19B Capital Projects	3,000,000	0	0	1,611,335	8,500	1,380,165
	ELECTION COMMISSION TOTALS					3,042,375	0	0	1,653,710	8,500	1,380,165
General Services	x-GSR Fleet Management	40009	10403010	6/10/2009	GSD FY10 Capital Projects Fund	161,826	0	0	161,826	0	0
General Services	x-GSR Storm Sirens	40009	10404010	6/10/2009	GSD FY10 Capital Projects Fund	92,549	0	0	92,549	0	0
General Services	x-GSR Howard Office Bldg FF&E	40011	10401011	9/27/2010	GSD FY11 Capital Projects Fund	3,000,000	0	0	3,000,000	0	0
General Services	x-GSR Clifford Allen Renovation	40011	10402011	9/27/2010	GSD FY11 Capital Projects Fund	2,206,779	0	0	2,206,779	0	0
General Services	GSR Misc Building Improvements	40011	10403011	9/27/2010	GSD FY11 Capital Projects Fund	4,750,000	0	0	4,750,000	0	0
General Services	x-GSRHighland Heights Renovatio	40011	10404011	9/27/2010	GSD FY11 Capital Projects Fund	10,000,000	0	0	10,000,000	0	0
General Services	x-GSR North Nash Infrastructure	40011	10405011	9/27/2010	GSD FY11 Capital Projects Fund	3,680,000	0	0	3,680,000	0	0
General Services	x-GSRMisc Building Improvements	40013	10403013	6/19/2012	GSD FY13 Capital Projects Fund	12,125,000	0	0	12,125,000	0	0
General Services	x-GSR Upgrd Weather WarningSyst	40013	10405013	6/19/2012	GSD FY13 Capital Projects Fund	1,997,505	0	0	1,997,505	0	0
General Services	x-GSR Infrastructure	40013	10406013	6/19/2012	GSD FY13 Capital Projects Fund	472,613	0	0	472,613	0	0
General Services	GSR Misc Building Improvements	40014	10403014	6/12/2013	GSD FY14 Capital Projects	19,823,652	0	0	19,823,652	0	0
General Services	GSR One Stop Permit Center	40014	10410014	6/12/2013	GSD FY14 Capital Projects	2,616,039	0	0	2,615,941	0	99
General Services	x-GSR Initial Planning New ECC	40014	10411014	6/12/2013	GSD FY14 Capital Projects	200,000	0	0	200,000	0	0
General Services	x-GSR North Nashville Greenway	40014	10412014	6/12/2013	GSD FY14 Capital Projects	5,600,000	0	0	5,600,000	0	0
General Services	GSR Roofing/Building Maintenanc	40015	10401015	6/18/2014	GSD FY15 Capital Projects	6,393,013	0	0	6,393,013	0	0
General Services	GSR Energy Improvements	40015	10402015	6/18/2014	GSD FY15 Capital Projects	3,515,263	6,000	67,681	3,419,917	21,894	73,452
General Services	x-GSRJudicial Campus Master Pla	40015	10403015	6/18/2014	GSD FY15 Capital Projects	1,500,000	0	0	1,500,000	0	0
General Services	GSR Farmers Mkt Upgrade	40015	10404015	6/18/2014	GSD FY15 Capital Projects	500,000	0	0	500,000	0	0
General Services	x-GSR POL/FIR Training Academy	40015	10405015	6/18/2014	GSD FY15 Capital Projects	1,000,000	0	0	1,000,000	0	0
General Services	x-GSR So Nashville HeadSt Study	40016	10401016	6/10/2015	GSD FY16 Capital Projects	23,945	0	0	23,945	0	0
General Services	x-GSR Nashville Int'l Academy	40016	10402016	6/10/2015	GSD FY16 Capital Projects	730,000	0	0	730,000	0	0
General Services	GSR Building Rehab/Maintenance	40016	10403016	6/10/2015	GSD FY16 Capital Projects	6,322,000	0	0	6,322,000	0	0
General Services	GSR DCSO Jail / CJC Renovation	40016	10404016	6/10/2015	GSD FY16 Capital Projects	112,040,000	0	31,466	112,040,000	0	0
General Services	x-GSR CJC Relocate-Leases	40016	10406016	6/10/2015	GSD FY16 Capital Projects	50,000	0	0	50,000	0	0
General Services	x-GSR CJC Relocate-IT Equip	40016	10407016	6/10/2015	GSD FY16 Capital Projects	1,054,610	0	0	1,054,610	0	0
General Services	x-GSR CJC Relocate-Move	40016	10408016	6/10/2015	GSD FY16 Capital Projects	240,413	0	0	240,413	0	0
General Services	x-GSR LIB Parking Garage Upgrad	40016	10409016	6/10/2015	GSD FY16 Capital Projects	1,800,000	0	0	1,800,000	0	0
General Services	GSR Police Headquarters	40017	10401017	6/22/2016	GSD FY17 Capital Projects	26,668,400	0	0	26,647,843	20,557	0
General Services	GSR Sheriff Admin Offices	40017	10403017	6/22/2016	GSD FY17 Capital Projects	19,081,000	2,165	398,311	18,838,877	214,370	27,753

Metropolitan Government of Nashville and Davidson County
 Quarterly Financial Updates
 Inception through February 2021
 General Obligation Capital Projects

Department Description	Business Unit Description	Fund Number	Business Unit/Job Number	Project Approval Date	Fund Description	Budget	Period Actual Amount	YTD Actual	Inception to Date Actual	Encumbrance Amount	Remaining Balance
General Services	GSR Major Fleet	40017	10404017	6/22/2016	GSD FY17 Capital Projects	15,000,000	0	425,936	14,990,750	0	9,250
General Services	GSR New Firehalls	40017	10405017	6/22/2016	GSD FY17 Capital Projects	9,710,516	69,785	659,711	9,683,354	944	26,218
General Services	GSR Criminal Justice Center	40017	10406017	6/22/2016	GSD FY17 Capital Projects	20,000,000	0	0	20,000,000	0	0
General Services	GSR A A Birch Renovate	40017	10407017	6/22/2016	GSD FY17 Capital Projects	2,939,000	1,159	8,621	1,524,969	0	1,414,031
General Services	GSR Farmers Market	40017	10408017	6/22/2016	GSD FY17 Capital Projects	3,000,000	9,694	22,090	2,872,095	24,714	103,191
General Services	GSR Misc Building Repairs	40017	10409017	6/22/2016	GSD FY17 Capital Projects	5,000,000	61,158	1,289,886	4,095,432	267,516	637,052
General Services	GSR Juvenile Justice Ctr MPlan	40017	10411017	6/22/2016	GSD FY17 Capital Projects	1,000,000	0	20,245	710,769	6,633	282,599
General Services	x-GSR Police Headquarters-ITS	40017	10441017	6/22/2016	GSD FY17 Capital Projects	1,331,600	0	67,778	1,331,600	0	0
General Services	GSR Sheriff Admin Offices-ITS	40017	10443017	6/22/2016	GSD FY17 Capital Projects	919,000	30,301	402,645	403,707	443,365	71,928
General Services	GSR New Firehalls-5 BAY ITS	40017	10445017	6/22/2016	GSD FY17 Capital Projects	130,484	0	73,718	129,981	503	0
General Services	GSR New Firehalls-3 BAY ITS	40017	10445117	6/22/2016	GSD FY17 Capital Projects	159,000	854	63,180	129,965	1,933	27,102
General Services	GSR A A Birch Renovate-ITS	40017	10447017	6/22/2016	GSD FY17 Capital Projects	61,000	0	0	0	0	61,000
General Services	GSR Fleet Additions / Replcmts	40018	10401018	6/14/2017	GSD FY18 Capital Projects	5,000,000	0	0	4,999,735	0	265
General Services	GSR ECC/JJC Ctrs-Plan/ Design	40018	10402018	6/14/2017	GSD FY18 Capital Projects	1,705,426	0	(1,716)	439,878	0	1,265,548
General Services	GSR Public Works Relocation	40018	10403018	6/14/2017	GSD FY18 Capital Projects	794,574	0	0	794,574	0	0
General Services	GSR OFM CP 4% New/Rpl Vehicles	40114	10401114	2/5/2013	GSD FY14B 4% Capital Projects	15,000,000	0	0	14,981,528	0	18,472
General Services	GSR CJC-Develop & Relocation	40118	10401118	11/22/2017	GSD FY18B Capital Projects	17,684,300	0	0	17,684,300	0	0
General Services	GSR Female Housing-CJC Proj	40118	10402118	11/22/2017	GSD FY18B Capital Projects	8,161,000	0	0	8,161,000	0	0
General Services	x-GSRNew POL Hdqtrs-MurfRd Area	40118	10403118	11/22/2017	GSD FY18B Capital Projects	7,032,200	0	173	7,032,200	0	0
General Services	GSR Police Data Center-ITS	40118	10404118	11/22/2017	GSD FY18B Capital Projects	5,223,000	0	0	5,223,000	0	0
General Services	x-GSR FamilyJustCtr-Addtl Floor	40118	10405118	11/22/2017	GSD FY18B Capital Projects	6,964,075	0	0	6,964,075	0	0
General Services	GSR Demo-Jerry Newsome Site	40118	10406118	11/22/2017	GSD FY18B Capital Projects	1,000,000	0	0	1,000,000	0	0
General Services	GSR Relocation Services	40118	10407118	11/22/2017	GSD FY18B Capital Projects	1,550,000	1,165	258,320	1,373,999	34,388	141,613
General Services	GSR CJC Constructn Contingcy	40119	10401119	10/22/2018	GSD FY19B Capital Projects	10,000,000	0	5,368	10,000,125	0	(125) **
General Services	GSR Voting Machine Warehouse	40119	10402119	10/22/2018	GSD FY19B Capital Projects	1,800,000	0	1,968	1,800,000	0	0
General Services	GSR ECC Power Supply Upgrades	40119	10403119	10/22/2018	GSD FY19B Capital Projects	5,000,000	3,863	311,487	3,572,789	471,250	955,961
General Services	GSR PoliceHdqtr/FJC ConstrCont	40119	10404119	10/22/2018	GSD FY19B Capital Projects	17,000,000	0	49,521	16,798,499	189,694	11,807
General Services	GSR McGruderCtr Renov & Upgrds	40119	10405119	10/22/2018	GSD FY19B Capital Projects	2,200,000	8,679	15,925	34,405	278,003	1,887,592
General Services	GSR OFM Replace Heavy Fleet	40119	10406119	10/22/2018	GSD FY19B Capital Projects	15,000,000	0	393,398	12,413,278	0	2,586,722
General Services	GSR Donelson Library	40119	10407119	10/22/2018	GSD FY19B Capital Projects	15,000,000	0	19,311	102,858	0	14,897,142
General Services	x-HOLD GSR Bldg & ParkingStudie	40202	10402001	6/10/2009	GSD Capital Improvement Plan	200,000	0	0	0	0	200,000
General Services	x-GSR Pasquo Tower Site	40202	10402003	6/10/2009	GSD Capital Improvement Plan	100,000	0	0	0	0	100,000
General Services	GSR Sheriff's Headquarters	40220	10400220	3/18/2020	GSD FY20B Cap Projs RS2020-2	17,200,000	1,455,498	12,357,344	12,357,344	4,736,769	105,887
General Services	GSR CJC Closeout	40220	10402220	3/18/2020	GSD FY20B Cap Projs RS2020-2	5,800,000	47,913	646,658	4,745,254	74,427	980,319
General Services	GSR Fleet Replacement	40220	10403220	3/18/2020	GSD FY20B Cap Projs RS2020-2	3,110,000	0	0	0	0	3,110,000
General Services	GSR Major Maintenance	40220	10404220	3/18/2020	GSD FY20B Cap Projs RS2020-2	1,270,000	1,011	6,031	6,031	502,151	761,818
General Services	GSR POL Murfreesboro Rd Prect	40220	10405220	3/18/2020	GSD FY20B Cap Projs RS2020-2	1,000,000	0	0	0	0	1,000,000
General Services	x-GSR RS 800 MHz Upgrade	40401	10440401	9/27/2010	GSD GSR FY10 SF 800 MHzUpd	22,547,869	0	0	22,547,869	0	0
General Services	GSR RS Radio Replacements	40402	10440402	6/10/2015	GSD GSR FY16 S/F Capital Proj	8,000,000	0	237,462	7,985,933	0	14,067
General Services	GSR LIB Parking Garage Upgrade	48011	10481011	9/27/2010	USD FY11 Capital Projects Fund	1,200,000	0	0	1,200,000	0	0
GENERAL SERVICES TOTALS						503,437,653	1,699,245	17,832,518	465,377,780	7,289,110	30,770,763

Metropolitan Government of Nashville and Davidson County
 Quarterly Financial Updates
 Inception through February 2021
 General Obligation Capital Projects

Department Description	Business Unit Description	Fund Number	Business Unit/Job Number	Project Approval Date	Fund Description	Budget	Period Actual Amount	YTD Actual	Inception to Date Actual	Encumbrance Amount	Remaining Balance
						** Overage due to Mis-Applied Payment and is in the Process of Being Corrected.					
Historical Commis	x-HIS Nash Cemetery Restr	40009	11401010	6/10/2009	GSD FY10 Capital Projects Fund	255,302	0	0	255,302	0	0
Historical Commis	x-HIS City Cemetary	40202	11402001	6/10/2009	GSD Capital Improvement Plan	100,000	0	0	0	0	100,000
Historical Commis	x-HIS Bellevue's Blue House	40202	11402002	6/10/2009	GSD Capital Improvement Plan	25,000	0	0	0	0	25,000
	HISTORICAL COMMISSION TOTALS					380,302	0	0	255,302	0	125,000
Info Tech Srvc	x-ITS Construction	40009	14401010	6/10/2009	GSD FY10 Capital Projects Fund	4,597,300	0	0	4,597,154	0	146
Info Tech Srvc	x-ITS Exchange/Directory Servic	40009	14402010	6/10/2009	GSD FY10 Capital Projects Fund	917,749	0	0	917,745	0	4
Info Tech Srvc	x-ITS Disaster Recovery BU Site	40009	14403010	6/10/2009	GSD FY10 Capital Projects Fund	860,000	0	0	858,362	0	1,638
Info Tech Srvc	x-ITS Enterprise Services	40009	14404010	6/10/2009	GSD FY10 Capital Projects Fund	1,508,367	0	0	1,008,367	0	500,000
Info Tech Srvc	x-ITS Platform Hardware Upgrade	40009	14405010	6/10/2009	GSD FY10 Capital Projects Fund	121,636	0	0	121,636	0	0
Info Tech Srvc	x-ITS HOB Data Center	40009	14406010	6/10/2009	GSD FY10 Capital Projects Fund	4,820,760	0	0	4,820,760	0	0
Info Tech Srvc	x-ITS Network Replacement	40009	14407010	6/10/2009	GSD FY10 Capital Projects Fund	299,353	0	0	299,353	0	0
Info Tech Srvc	x-ITS PBX System	40009	14408010	6/10/2009	GSD FY10 Capital Projects Fund	140,915	0	0	140,848	0	67
Info Tech Srvc	x-ITS Enterprise Info Systems	40009	14409010	6/10/2009	GSD FY10 Capital Projects Fund	318,826	0	0	318,826	0	0
Info Tech Srvc	x-ITS Network Info Security	40009	14410010	6/10/2009	GSD FY10 Capital Projects Fund	854,716	0	0	852,911	55	1,750
Info Tech Srvc	X-ITS Construction	40011	14401011	9/27/2010	GSD FY11 Capital Projects Fund	2,564,568	0	0	2,564,568	0	0
Info Tech Srvc	x-ITS End of Life Equipment	40011	14402011	9/27/2010	GSD FY11 Capital Projects Fund	2,031,000	0	0	2,027,307	1,767	1,926
Info Tech Srvc	x-ITS EA Microsoft Year 1	40011	14403011	9/27/2010	GSD FY11 Capital Projects Fund	4,495,251	0	0	4,495,251	0	0
Info Tech Srvc	x-ITS EBS / E-Proc Improvements	40011	14404011	9/27/2010	GSD FY11 Capital Projects Fund	1,690,000	0	0	1,690,000	0	0
Info Tech Srvc	x-ITSNashville Website Redesign	40011	14405011	9/27/2010	GSD FY11 Capital Projects Fund	55,000	0	0	55,000	0	0
Info Tech Srvc	X-ITS HIPAA Compliance	40011	14410011	9/27/2010	GSD FY11 Capital Projects Fund	254,180	0	0	254,180	0	0
Info Tech Srvc	X-ITS Construction Data/Voice	40013	14401013	6/19/2012	GSD FY13 Capital Projects Fund	1,206,000	0	0	1,206,000	0	0
Info Tech Srvc	X-ITS Upgrade EOL SONET Ntwk Inf	40013	14402013	6/19/2012	GSD FY13 Capital Projects Fund	4,626,210	0	0	4,626,210	0	0
Info Tech Srvc	x-ITS Storage Area Ntwrk Upgrad	40013	14403013	6/19/2012	GSD FY13 Capital Projects Fund	1,300,000	0	0	1,300,000	0	0
Info Tech Srvc	x-ITS Mobile Device Management	40013	14404013	6/19/2012	GSD FY13 Capital Projects Fund	181,198	0	0	179,828	0	1,370
Info Tech Srvc	x-ITS Nashville Website Redesig	40013	14405013	6/19/2012	GSD FY13 Capital Projects Fund	120,000	0	0	120,000	0	0
Info Tech Srvc	x-ITS Public Wireless Study	40013	14406013	6/19/2012	GSD FY13 Capital Projects Fund	156,000	0	0	156,000	0	0
Info Tech Srvc	x-ITS Employee Self Srvc Portal	40013	14407013	6/19/2012	GSD FY13 Capital Projects Fund	614,800	0	0	614,800	0	0
Info Tech Srvc	x-ITS Library Archives - Tech	40013	14414013	6/19/2012	GSD FY13 Capital Projects Fund	105,792	0	0	105,792	0	0
Info Tech Srvc	X-ITS Construction Data/Voice	40014	14401014	6/12/2013	GSD FY14 Capital Projects	1,176,000	0	0	1,176,000	0	0
Info Tech Srvc	ITS Upgrade EBS	40014	14402014	6/12/2013	GSD FY14 Capital Projects	7,087,000	0	6,668	7,087,000	0	0
Info Tech Srvc	X-ITS Mobile Devices/Ntwk Access	40014	14403014	6/12/2013	GSD FY14 Capital Projects	407,000	0	0	407,000	0	0
Info Tech Srvc	x-ITS Phase 3-Nashville gov	40014	14404014	6/12/2013	GSD FY14 Capital Projects	123,400	0	0	123,400	0	0
Info Tech Srvc	x-ITS Online Alarm RegMetro Clk	40014	14405014	6/12/2013	GSD FY14 Capital Projects	20,000	0	0	20,000	0	0
Info Tech Srvc	x-ITS VPN Solution	40014	14406014	6/12/2013	GSD FY14 Capital Projects	218,000	0	0	218,000	0	0
Info Tech Srvc	X-ITS MS ForeFront Identity Mgr	40014	14407014	6/12/2013	GSD FY14 Capital Projects	338,000	0	0	338,000	0	0
Info Tech Srvc	X-ITS Public WiFi Internet PubSp	40014	14408014	6/12/2013	GSD FY14 Capital Projects	417,600	0	0	417,600	0	0
Info Tech Srvc	x-ITS Lentz - Tech	40014	14411014	6/12/2013	GSD FY14 Capital Projects	137,000	0	0	137,000	0	0

Metropolitan Government of Nashville and Davidson County
Quarterly Financial Updates
Inception through February 2021
General Obligation Capital Projects

Department Description	Business Unit Description	Fund Number	Business Unit/Job Number	Project Approval Date	Fund Description	Budget	Period Actual Amount	YTD Actual	Inception to Date Actual	Encumbrance Amount	Remaining Balance
Info Tech Svc	X-ITS Midtown Hills Prec - Tech	40014	14412014	6/12/2013	GSD FY14 Capital Projects	602,945	0	0	602,945	0	0
Info Tech Svc	x-ITS SE Library Center - Tech	40014	14413014	6/12/2013	GSD FY14 Capital Projects	316,055	0	0	315,793	0	262
Info Tech Svc	X-ITS End of Life Telephone Syst	40015	14402015	6/18/2014	GSD FY15 Capital Projects	1,200,000	0	0	1,200,000	0	0
Info Tech Svc	X-ITS End of Life Networks	40015	14403015	6/18/2014	GSD FY15 Capital Projects	1,450,000	0	0	1,450,000	0	0
Info Tech Svc	X-ITS Data & Voice for Projects	40015	14404015	6/18/2014	GSD FY15 Capital Projects	600,000	0	0	600,000	0	0
Info Tech Svc	x-ITS WEBudget Replacement	40015	14405015	6/18/2014	GSD FY15 Capital Projects	1,000,000	0	0	1,000,000	0	0
Info Tech Svc	x-ITS North Nash Infrastructure	40015	14406015	6/18/2014	GSD FY15 Capital Projects	1,900,000	0	0	1,900,000	0	0
Info Tech Svc	x-ITS Fire Station 19	40015	14407015	6/18/2014	GSD FY15 Capital Projects	84,800	0	0	84,800	0	0
Info Tech Svc	X-ITS Fire Station 20	40015	14408015	6/18/2014	GSD FY15 Capital Projects	73,200	0	0	73,200	0	0
Info Tech Svc	ITS End of Life Telephone Syst	40016	14401016	6/10/2015	GSD FY16 Capital Projects	2,200,000	0	0	2,149,758	48,967	1,275
Info Tech Svc	X-ITS Data & Voice for Projects	40016	14402016	6/10/2015	GSD FY16 Capital Projects	993,000	0	0	993,000	0	0
Info Tech Svc	X-ITS Comp Ntwk Monitoring	40016	14403016	6/10/2015	GSD FY16 Capital Projects	807,000	0	0	807,000	0	0
Info Tech Svc	X-ITS FFE Upgrades and Reno HOB	40016	14404016	6/10/2015	GSD FY16 Capital Projects	300,000	0	0	300,000	0	0
Info Tech Svc	X-ITS NPD Records Buildout	40016	14405016	6/10/2015	GSD FY16 Capital Projects	128,000	0	0	128,000	0	0
Info Tech Svc	x-ITS New CJC Jail	40016	14406016	6/10/2015	GSD FY16 Capital Projects	1,360,000	0	0	1,360,000	0	0
Info Tech Svc	x-ITS POL Data Center Relocation	40016	14407016	6/10/2015	GSD FY16 Capital Projects	2,092,946	0	0	2,092,946	0	0
Info Tech Svc	ITS POL Temporary Relocations	40016	14408016	6/10/2015	GSD FY16 Capital Projects	797,691	0	0	730,307	0	67,384
Info Tech Svc	ITS Communication Tower Repair	40017	14401017	6/22/2016	GSD FY17 Capital Projects	3,000,000	4,733	4,733	3,000,000	0	0
Info Tech Svc	X-ITS EBS/Procurement Assessmnt	40017	14402017	6/22/2016	GSD FY17 Capital Projects	615,042	0	0	615,042	0	0
Info Tech Svc	ITS Data & Voice for Projects	40017	14403017	6/22/2016	GSD FY17 Capital Projects	1,400,000	(4,756)	7,933	1,383,896	0	16,104
Info Tech Svc	ITS Info Security Mgmt Program	40017	14404017	6/22/2016	GSD FY17 Capital Projects	264,000	5,326	5,326	214,144	160	49,696
Info Tech Svc	ITS Fiberoptic Cabling Expans	40017	14405017	6/22/2016	GSD FY17 Capital Projects	500,000	3,000	41,694	462,641	37,359	0
Info Tech Svc	X-ITS SAN Upgrade	40017	14406017	6/22/2016	GSD FY17 Capital Projects	282,000	0	0	282,000	0	0
Info Tech Svc	X-ITS Ntwrk Monitor/Troubleshoot	40017	14407017	6/22/2016	GSD FY17 Capital Projects	1,176,000	0	0	1,176,000	0	0
Info Tech Svc	X-ITS Telecomm Tracking System	40017	14408017	6/22/2016	GSD FY17 Capital Projects	570,000	0	0	570,000	0	0
Info Tech Svc	X-ITS Web Traffic SSL Inspection	40017	14409017	6/22/2016	GSD FY17 Capital Projects	282,000	0	0	282,000	0	0
Info Tech Svc	x-ITSHyperion Budget Sys Ph II	40017	14410017	6/22/2016	GSD FY17 Capital Projects	500,000	0	0	500,000	0	0
Info Tech Svc	x-ITS Data Encryption	40017	14411017	6/22/2016	GSD FY17 Capital Projects	225,000	0	0	225,000	0	0
Info Tech Svc	X-ITS Wireless Expansion	40017	14412017	6/22/2016	GSD FY17 Capital Projects	216,000	0	0	216,000	0	0
Info Tech Svc	X-ITS Document Mgmt-Imaging	40017	14413017	6/22/2016	GSD FY17 Capital Projects	105,000	0	0	105,000	0	0
Info Tech Svc	x-ITS Content Mgmt System	40017	14414017	6/22/2016	GSD FY17 Capital Projects	500,000	0	0	500,000	0	0
Info Tech Svc	ITS Enterprise Video Confer'g	40017	14415017	6/22/2016	GSD FY17 Capital Projects	380,000	0	0	376,378	1,291	2,331
Info Tech Svc	ITS 800 MHz Expand / Upgrade	40018	14401018	6/14/2017	GSD FY18 Capital Projects	301,500	0	0	279,733	0	21,767
Info Tech Svc	X-ITS Oracle - Databases & Mware	40018	14402018	6/14/2017	GSD FY18 Capital Projects	3,510,000	0	0	3,510,000	0	0
Info Tech Svc	ITS Misc Tech Projects/Upgrades	40018	14403018	6/14/2017	GSD FY18 Capital Projects	188,500	0	0	179,949	8,551	0
Info Tech Svc	ITS POL-FamilyJustCtr-Tech	40118	14401118	11/22/2017	GSD FY18B Capital Projects	458,000	0	0	450,295	3,301	4,404
Info Tech Svc	ITS Expand Private FbrOptCable	40118	14402118	11/22/2017	GSD FY18B Capital Projects	774,000	0	284,099	694,315	79,685	0
Info Tech Svc	ITS MS Forefront ID Mgr Sftwr	40118	14403118	11/22/2017	GSD FY18B Capital Projects	720,000	0	0	647,070	0	72,930
Info Tech Svc	ITS Constructn & Tech Projects	40119	14401119	10/22/2018	GSD FY19B Capital Projects	2,100,000	175	17,696	1,985,038	114,962	0
Info Tech Svc	ITS Fiberoptic Cable Network	40119	14402119	10/22/2018	GSD FY19B Capital Projects	1,200,000	87,198	345,857	441,413	125,828	632,759
Info Tech Svc	ITS InfoSecur Mgmt Prg Conslts	40119	14403119	10/22/2018	GSD FY19B Capital Projects	90,000	0	0	38,095	0	51,905

Metropolitan Government of Nashville and Davidson County
 Quarterly Financial Updates
 Inception through February 2021
 General Obligation Capital Projects

Department Description	Business Unit Description	Fund Number	Business Unit/Job Number	Project Approval Date	Fund Description	Budget	Period Actual Amount	YTD Actual	Inception to Date Actual	Encumbrance Amount	Remaining Balance
Info Tech Svc	ITS Server & Storage Space	40119	14404119	10/22/2018	GSD FY19B Capital Projects	416,000	522	123,198	411,328	4,672	0
Info Tech Svc	ITS MgmtSecur Info&Event Mgmt	40119	14405119	10/22/2018	GSD FY19B Capital Projects	572,600	0	0	570,213	0	2,387
Info Tech Svc	ITS 800Mhz RadioSyst Exp&Upgrd	40119	14406119	10/22/2018	GSD FY19B Capital Projects	1,918,000	7,372	(857,797)	(369,652)	1,000,056	1,287,596
Info Tech Svc	x-ITS Disaster Recovery Plans	40202	14402001	6/10/2009	GSD Capital Improvement Plan	1,000,000	0	0	0	0	1,000,000
Info Tech Svc	x-ITS Imaging Proj for MCL	40202	14402002	6/10/2009	GSD Capital Improvement Plan	100,000	0	0	0	0	100,000
Info Tech Svc	ITS Cityworks	48011	14481011	9/27/2010	USD FY11 Capital Projects Fund	194,100	0	0	0	0	194,100
INFO TECHNOLOGY SERVICE TOTALS						83,227,001	103,570	(20,594)	77,788,546	1,426,653	4,011,802
Finance	x-FIN Enterprise Financial Sys	40009	15401010	6/10/2009	GSD FY10 Capital Projects Fund	2,755,881	0	0	2,755,881	0	0
Finance	x-FIN E Procurement	40009	15402010	6/10/2009	GSD FY10 Capital Projects Fund	408,373	0	0	408,373	0	0
Finance	x-FIN E Budget	40009	15403010	6/10/2009	GSD FY10 Capital Projects Fund	179,666	0	0	179,666	0	0
Finance	FIN Hold for Flood Projects	40011	15403011	9/27/2010	GSD FY11 Capital Projects Fund	500,000	0	0	0	0	500,000
Finance	x-FIN Flood Related Projects	40011	15404011	9/27/2010	GSD FY11 Capital Projects Fund	3,550,000	0	0	3,550,000	0	0
Finance	x-FIN Public Works FloodCapital	40011	15404211	9/27/2010	GSD FY11 Capital Projects Fund	826,526	0	0	826,526	0	0
Finance	x-FIN W&S SW Waterford FloodCap	40011	15404311	9/27/2010	GSD FY11 Capital Projects Fund	412,580	0	0	412,580	0	0
Finance	FIN EBS Replacement	40018	15401018	6/14/2017	GSD FY18 Capital Projects	12,475,000	0	18,854	12,462,632	12,368	0
Finance	FIN Sys Implementation Support	40018	15402018	6/14/2017	GSD FY18 Capital Projects	600,000	0	0	600,000	0	0
Finance	FIN Sys Impl Support-MNPS	40018	15403018	6/14/2017	GSD FY18 Capital Projects	400,000	0	0	400,000	0	0
Finance	FIN EBS Replacement-R12	40118	15401118	11/22/2017	GSD FY18B Capital Projects	6,000,000	0	0	6,000,000	0	0
Finance	FIN Affordbl Housing Commitmnt	40119	15401119	10/22/2018	GSD FY19B Capital Projects	25,000,000	910,366	8,347,186	14,099,499	0	10,900,501
Finance	FIN R12 Financial Software	40119	15402119	10/22/2018	GSD FY19B Capital Projects	5,000,000	0	14,093	5,000,000	0	0
Finance	FIN R12 Fincl Softw GG Backfil	40119	15403119	10/22/2018	GSD FY19B Capital Projects	600,000	0	0	600,000	0	0
Finance	FIN R12 FinSoftw MNPS Backfill	40119	15404119	10/22/2018	GSD FY19B Capital Projects	400,000	0	0	400,000	0	0
Finance	FIN R12 Assessment & Phase 2.1	40220	15400220	3/18/2020	GSD FY20B Cap Projs RS2020-2	2,500,000	134,055	1,106,021	2,094,544	393,383	12,073
Finance	FIN Emergency Response Fds	40220	15401220	3/18/2020	GSD FY20B Cap Projs RS2020-2	4,000,000	0	0	0	0	4,000,000
Finance	FIN ITS Emergency Response Fds	40220	15402220	3/18/2020	GSD FY20B Cap Projs RS2020-2	1,000,000	0	948,850	948,850	0	51,150
Finance	FIN PAR Tornado Damage Fds	40220	15406220	3/18/2020	GSD FY20B Cap Projs RS2020-2	1,204,000	0	0	0	0	1,204,000
Finance	FIN FAR Tornado Damage Funds	40220	15413220	3/18/2020	GSD FY20B Cap Projs RS2020-2	732,000	0	0	0	0	732,000
Finance	FIN GSR Bldgs Tornado Damage Funds	40220	15414220	3/18/2020	GSD FY20B Cap Projs RS2020-2	6,092,000	0	0	0	0	6,092,000
Finance	FIN POL Tornado Damage Funds	40220	15415220	3/18/2020	GSD FY20B Cap Projs RS2020-2	500,000	0	0	0	0	500,000
Finance	FIN PW Tornado Damage Funds	40220	15417220	3/18/2020	GSD FY20B Cap Projs RS2020-2	3,000,000	0	0	0	0	3,000,000
FINANCE TOTALS						78,136,026	1,044,421	10,435,005	50,738,551	405,751	26,991,724
Circuit Court Clerk	x-CIR Traffic Violation Mgt Sys	40009	23401010	6/10/2009	GSD FY10 Capital Projects Fund	1,931,269	0	0	1,931,269	0	0
CIRCUIT COURT CLERK TOTALS						1,931,269	0	0	1,931,269	0	0
Juvenile Court	x-JUV Transf CFC to Howard Bld	40202	26402001	6/10/2009	GSD Capital Improvement Plan	140,000	0	0	0	0	140,000
JUVENILE COURT TOTALS						140,000	0	0	0	0	140,000

Metropolitan Government of Nashville and Davidson County
 Quarterly Financial Updates
 Inception through February 2021
 General Obligation Capital Projects

Department Description	Business Unit Description	Fund Number	Business Unit/Job Number	Project Approval Date	Fund Description	Budget	Period Actual Amount	YTD Actual	Inception to Date Actual	Encumbrance Amount	Remaining Balance
Justice Integrator	x-JIS OJIES OpenJusInfoExchgSys	40009	29401010	6/10/2009	GSD FY10 Capital Projects Fund	509,854	0	0	509,854	0	0
JUSTICE INTEGRATION SRVCS TOTALS						509,854	0	0	509,854	0	0
Sheriff	x-SHE CJC Inmate Shower Renov	40009	30401010	6/10/2009	GSD FY10 Capital Projects Fund	396,593	0	0	396,593	0	0
SHERIFF TOTALS						396,593	0	0	396,593	0	0
Police	x-POL Facility Closeout	40009	31402010	6/10/2009	GSD FY10 Capital Projects Fund	175,380	0	0	175,380	0	0
Police	x-PO Records Mgt Software	40009	31403010	6/10/2009	GSD FY10 Capital Projects Fund	1,489,164	0	0	1,489,164	0	0
Police	x-POL Crime Lab FY10 Carry Fwd	40009	31404010	6/10/2009	GSD FY10 Capital Projects Fund	509,575	0	0	509,575	0	0
Police	x-POL SWAT Bomb Fleet	40009	31405010	6/10/2009	GSD FY10 Capital Projects Fund	24,443	0	0	24,443	0	0
Police	POL TrainingAcademyFacLst	40009	31406010	6/10/2009	GSD FY10 Capital Projects Fund	698,000	0	0	698,000	0	0
Police	x-POL West CF to FY10	40009	31407010	6/10/2009	GSD FY10 Capital Projects Fund	1,696,718	0	0	1,696,718	0	0
Police	x-POL Plan Precincts	40009	31408010	6/10/2009	GSD FY10 Capital Projects Fund	500,000	0	0	500,000	0	0
Police	x-POL Crime Lab FY10	40009	31409010	6/10/2009	GSD FY10 Capital Projects Fund	12,483,212	0	0	12,483,212	0	0
Police	POL West Precinct FY10	40009	31410010	6/10/2009	GSD FY10 Capital Projects Fund	11,222,060	0	0	11,222,060	0	0
Police	x-POL Midtown Hills Land/Const	40011	31402011	9/27/2010	GSD FY11 Capital Projects Fund	6,748,200	0	0	6,748,200	0	0
Police	x-POL DNA/Crime Lab Equipment	40013	31402013	6/19/2012	GSD FY13 Capital Projects Fund	3,913,899	0	0	3,913,899	0	0
Police	x-POL IT Upgrades	40013	31403013	6/19/2012	GSD FY13 Capital Projects Fund	1,988,253	0	0	1,988,253	0	0
Police	x-POL/GSR DNA/Crime Lab Constr	40013	31404013	6/19/2012	GSD FY13 Capital Projects Fund	4,000,000	0	0	4,000,000	0	0
Police	x-POL Murfreesboro Rd Project	40015	31401015	6/18/2014	GSD FY15 Capital Projects	3,208,934	0	0	3,208,934	0	0
Police	POL South Police Precinct	40016	31401016	6/10/2015	GSD FY16 Capital Projects	10,000,000	0	0	7,517,385	0	2,482,615
Police	POL Family Justice Center	40016	31402016	6/10/2015	GSD FY16 Capital Projects	13,958,559	0	10,410	13,948,510	0	10,049
Police	POL Public Safety Campus-Murf	40016	31403016	6/10/2015	GSD FY16 Capital Projects	655,886	0	9,656	600,153	55,732	0
Police	POL Family Justice Center-ITS	40016	31404016	6/10/2015	GSD FY16 Capital Projects	1,149,841	0	1,773	1,114,824	35,017	0
Police	POL Body/Dash Cameras	40018	31401018	6/14/2017	GSD FY18 Capital Projects	15,000,000	238,799	2,735,206	9,118,926	4,265,628	1,615,446
Police	POL Assess Downtown Precinct	40202	31402001	6/10/2009	GSD Capital Improvement Plan	50,000	0	0	0	0	50,000
Police	POL Replace 2 Helicopters	40220	31400220	3/18/2020	GSD FY20B Cap Projs RS2020-2	12,000,000	0	0	0	0	12,000,000
Police	POL Mounted Patrol Barn Plan/Constr	40220	31401220	3/18/2020	GSD FY20B Cap Projs RS2020-2	1,620,000	0	0	0	0	1,620,000
Police	POL Central Police Distr Const	48113	31482113	2/12/2013	USD FY13B Capital Projects	4,000,000	0	0	3,988,108	0	11,892
Police	POL Central Prec IT & Security	48113	31483113	2/12/2013	USD FY13B Capital Projects	523,000	0	0	314,505	0	208,495
POLICE TOTALS						107,615,124	238,799	2,757,045	85,260,251	4,356,377	17,998,496
Fire	x-FIR Master Plan CF FY10	40009	32403010	6/10/2009	GSD FY10 Capital Projects Fund	10,782,441	0	0	10,782,441	0	0
Fire	x-FIR Training Tower	40009	32404010	6/10/2009	GSD FY10 Capital Projects Fund	700,000	0	0	700,000	0	0
Fire	FIR Master Plan Implementation	40011	32403011	9/27/2010	GSD FY11 Capital Projects Fund	7,500,000	0	0	7,500,000	0	0
Fire	FIR 3800 Charlotte Move	40011	32404011	9/27/2010	GSD FY11 Capital Projects Fund	860,000	0	0	860,000	0	0

Metropolitan Government of Nashville and Davidson County
 Quarterly Financial Updates
 Inception through February 2021
 General Obligation Capital Projects

Department Description	Business Unit Description	Fund Number	Business Unit/Job Number	Project Approval Date	Fund Description	Budget	Period Actual Amount	YTD Actual	Inception to Date Actual	Encumbrance Amount	Remaining Balance
Fire	x-FIR Master Plan Implementati	40013	32403013	6/19/2012	GSD FY13 Capital Projects Fund	12,000,000	0	0	12,000,000	0	0
Fire	x-FIR Master Plan Implementatio	40014	32403014	6/12/2013	GSD FY14 Capital Projects	10,000,000	0	0	10,000,000	0	0
Fire	FIR Master Plan Implementation	40015	32401015	6/18/2014	GSD FY15 Capital Projects	9,842,000	32,554	191,353	9,771,625	55,178	15,196
Fire	FIR Major Equip/Mini Pumper	40015	32402015	6/18/2014	GSD FY15 Capital Projects	2,000,000	0	0	2,000,000	0	0
Fire	FIR Master Plan Implementation	40016	32401016	6/10/2015	GSD FY16 Capital Projects	10,000,000	64,048	2,755,076	9,945,812	53,137	1,051
Fire	FIR Relocate Firehouse	40202	32402001	6/10/2009	GSD Capital Improvement Plan	50,000	0	0	46,500	0	3,500
Fire	FIR Firefighter Monument	40202	32402002	6/10/2009	GSD Capital Improvement Plan	50,000	0	0	0	0	50,000
Fire	FIR Replace Fire Stations 2 25	40220	32400220	3/18/2020	GSD FY20B Cap Projs RS2020-2	1,250,000	0	0	0	33,883	1,216,117
Fire	FIR USD Station 35	48009	32405010	6/10/2009	USD FY10 Capital Projects Fund	2,000,000	0	0	2,000,000	0	0
Fire	x-FIR USD Equipment	48009	32491010	6/10/2009	USD FY10 Capital Projects Fund	91,386	0	0	91,386	0	0
	FIRE TOTALS					67,125,827	96,602	2,946,429	65,697,764	142,199	1,285,864
Codes Administra	COD Tech for KIVA Syst Upgrade	40013	33401013	6/19/2012	GSD FY13 Capital Projects Fund	4,711,397	0	0	4,170,219	134,325	406,853
	CODES ADMINISTRATION TOTALS					4,711,397	0	0	4,170,219	134,325	406,853
Health	x-HEA East Clinic Mech HVAC	40009	38401010	6/10/2009	GSD FY10 Capital Projects Fund	125,886	0	0	125,886	0	0
Health	x-HEA Lentz Public Health Ctr	40113	38401113	2/12/2013	GSD FY13B Capital Projects	29,533,841	0	0	29,533,841	0	0
Health	HEA Replace Woodbine Clinic Planning	40220	38400220	3/18/2020	GSD FY20B Cap Projs RS2020-2	1,000,000	0	0	0	0	1,000,000
	HEALTH TOTALS					30,659,727	0	0	29,659,727	0	1,000,000
Public Library	x-LIB Goodlettsville Librar	40009	39401010	6/10/2009	GSD FY10 Capital Projects Fund	5,242,874	0	0	5,242,874	0	0
Public Library	x-LIB Bellevue Lib PlanningLand	40011	39401011	9/27/2010	GSD FY11 Capital Projects Fund	1,081,683	0	0	1,081,683	0	0
Public Library	LIB Bellevue Lib Constr/Equip	40013	39401013	6/19/2012	GSD FY13 Capital Projects Fund	8,932,124	0	0	8,928,733	0	3,392
Public Library	x-LIB Archive Planning	40013	39401113	6/19/2012	GSD FY13 Capital Projects Fund	500,000	0	0	500,000	0	0
Public Library	LIB Archive Renov Main Library	40013	39401213	6/19/2012	GSD FY13 Capital Projects Fund	1,939,867	0	0	1,939,862	0	5
Public Library	x-LIB Miscellaneous Maintenance	40014	39401014	6/12/2013	GSD FY14 Capital Projects	3,999,736	0	0	3,999,736	0	0
Public Library	x-LIB Limitless Library MS	40014	39402014	6/12/2013	GSD FY14 Capital Projects	1,000,000	0	0	1,000,000	0	0
Public Library	x-LIB Miscellaneous Maintenance	40015	39401015	6/18/2014	GSD FY15 Capital Projects	4,421,717	0	0	4,421,717	0	0
Public Library	LIB Limitless Library Upgrade	40015	39402015	6/18/2014	GSD FY15 Capital Projects	1,000,000	0	0	1,000,000	0	0
Public Library	x-LIB Miscellaneous Maintenance	40016	39401016	6/10/2015	GSD FY16 Capital Projects	1,992,061	0	0	1,992,061	0	0
Public Library	LIB Limitless Library Upgrade	40016	39402016	6/10/2015	GSD FY16 Capital Projects	1,000,000	0	0	1,000,000	0	0
Public Library	LIB Maintenance	40017	39401017	6/22/2016	GSD FY17 Capital Projects	4,000,000	0	0	3,851,083	3,743	145,174
Public Library	LIB New Donelson Library	40017	39402017	6/22/2016	GSD FY17 Capital Projects	5,838,000	0	105,172	4,863,874	835,823	138,304
Public Library	LIB New Donelson Library-ITS	40017	39442017	6/22/2016	GSD FY17 Capital Projects	162,000	0	0	0	0	162,000
Public Library	LIB Planning - Hadley Park	40018	39401018	6/14/2017	GSD FY18 Capital Projects	500,000	0	0	16,436	28,564	455,000
Public Library	LIB Facilities Master Plan	40118	39401118	11/22/2017	GSD FY18B Capital Projects	2,000,000	0	0	1,806,765	0	193,235
Public Library	LIB Richland Park Branch Plan	40119	39401119	10/22/2018	GSD FY19B Capital Projects	200,000	0	0	29,581	15,419	155,000
Public Library	LIB Library Main Renovations	40119	39402119	10/22/2018	GSD FY19B Capital Projects	500,000	0	45,675	499,951	2,199	(2,150) *

Metropolitan Government of Nashville and Davidson County
 Quarterly Financial Updates
 Inception through February 2021
 General Obligation Capital Projects

Department Description	Business Unit Description	Fund Number	Business Unit/Job Number	Project Approval Date	Fund Description	Budget	Period Actual Amount	YTD Actual	Inception to Date Actual	Encumbrance Amount	Remaining Balance
	PUBLIC LIBRARY TOTALS					44,310,062	0	150,847	42,174,355	885,747	1,249,960
					* Overage due to Encumbrances. Negative Balance will Clear as Actual Payments are Made or Encumbrances are cancelled.						
Parks	x-PAR General Park Improvement	40009	40402010	6/10/2009	GSD FY10 Capital Projects Fund	151,000	0	0	145,366	0	5,634
Parks	x-PAR Greenway Downtown	40009	40403010	6/10/2009	GSD FY10 Capital Projects Fund	379,327	0	0	379,327	0	0
Parks	PAR Greenway Harpeth	40009	40404010	6/10/2009	GSD FY10 Capital Projects Fund	600,702	0	679	600,702	0	0
Parks	x-PAR Greenway Open Space	40009	40405010	6/10/2009	GSD FY10 Capital Projects Fund	125,000	0	0	125,000	0	0
Parks	x-PAR Greenway Opry Mills	40009	40406010	6/10/2009	GSD FY10 Capital Projects Fund	250,000	0	0	250,000	0	0
Parks	PAR Greenway Mill Creek	40009	40407010	6/10/2009	GSD FY10 Capital Projects Fund	449,000	0	2,009	446,313	0	2,687
Parks	x-PAR Greenway Richland	40009	40408010	6/10/2009	GSD FY10 Capital Projects Fund	527,000	0	0	527,000	0	0
Parks	x-PAR Harpeth Soccer	40009	40409010	6/10/2009	GSD FY10 Capital Projects Fund	85,000	0	0	85,000	0	0
Parks	x-PAR Joelton Grant Match	40009	40410010	6/10/2009	GSD FY10 Capital Projects Fund	500,000	0	0	500,000	0	0
Parks	PAR Land Acq Antioch	40009	40411010	6/10/2009	GSD FY10 Capital Projects Fund	650,000	0	0	402,380	0	247,620
Parks	x-PAR Land Acq Heartland Mill	40009	40412010	6/10/2009	GSD FY10 Capital Projects Fund	252,990	0	0	252,990	0	0
Parks	x-PAR Land Acq Warner	40009	40413010	6/10/2009	GSD FY10 Capital Projects Fund	1,500,000	0	0	1,500,000	0	0
Parks	x-PAR McCabe Center	40009	40414010	6/10/2009	GSD FY10 Capital Projects Fund	4,099,565	0	0	4,099,565	0	0
Parks	x-PAR Warner Youth Sports Field	40009	40417010	6/10/2009	GSD FY10 Capital Projects Fund	400,000	0	0	400,000	0	0
Parks	PAR Plan SE with Health	40009	40419010	6/10/2009	GSD FY10 Capital Projects Fund	500,000	0	0	500,000	0	0
Parks	x-PAR New Sevier Community Ctr	40011	40402011	9/27/2010	GSD FY11 Capital Projects Fund	3,998,167	0	0	3,998,167	0	0
Parks	x-PAR Greenway Projects	40011	40403011	9/27/2010	GSD FY11 Capital Projects Fund	3,250,000	0	0	3,249,995	0	5
Parks	x-PAR Open Space Revolving Fund	40011	40405011	9/27/2010	GSD FY11 Capital Projects Fund	5,000,000	0	0	5,000,000	0	0
Parks	x-PAR Centennial Prk MasterPlan	40011	40406011	9/27/2010	GSD FY11 Capital Projects Fund	499,713	0	0	499,713	0	0
Parks	x-PAR Two Rivers Mansion Reno	40011	40407011	9/27/2010	GSD FY11 Capital Projects Fund	750,000	0	0	750,000	0	0
Parks	x-PAR Sportsplex Renovations	40011	40408011	9/27/2010	GSD FY11 Capital Projects Fund	1,999,997	0	0	1,999,997	0	0
Parks	x-PAR Fairgrounds Park Plan/Dev	40011	40409011	9/27/2010	GSD FY11 Capital Projects Fund	2,000,000	0	0	2,000,000	0	0
Parks	x-PAR Joelton Park Improvements	40011	40410011	9/27/2010	GSD FY11 Capital Projects Fund	250,000	0	0	250,000	0	0
Parks	x-PAR Warner Park Local Match	40011	40413011	9/27/2010	GSD FY11 Capital Projects Fund	308,658	0	0	308,658	0	0
Parks	x-PAR Shelby Park Master Plan	40011	40414011	9/27/2010	GSD FY11 Capital Projects Fund	993,959	0	0	993,959	0	0
Parks	x-PAR North Nashville Greenway	40011	40415011	9/27/2010	GSD FY11 Capital Projects Fund	1,601,800	0	0	1,601,800	0	0
Parks	PAR Greenway Projects	40013	40401013	6/19/2012	GSD FY13 Capital Projects Fund	3,915,866	0	0	3,915,866	0	0
Parks	x-PAR Two Rivers	40013	40402013	6/19/2012	GSD FY13 Capital Projects Fund	500,000	0	0	500,000	0	0
Parks	x-PAR Centennial Prk MasterPlan	40013	40403013	6/19/2012	GSD FY13 Capital Projects Fund	2,000,000	0	0	2,000,000	0	0
Parks	x-PAR Shelby Park Master Plan	40013	40404013	6/19/2012	GSD FY13 Capital Projects Fund	2,484,813	0	0	2,484,813	0	0
Parks	x-PAR Mountain Bike	40013	40405013	6/19/2012	GSD FY13 Capital Projects Fund	969,087	0	0	969,087	0	0
Parks	x-PAR Centennial Sportsplex	40013	40406013	6/19/2012	GSD FY13 Capital Projects Fund	1,039,294	0	0	1,039,294	0	0
Parks	x-PAR Ft Nashborough	40013	40407013	6/19/2012	GSD FY13 Capital Projects Fund	993,244	0	0	993,244	0	0
Parks	PAR Dog Parks	40013	40408013	6/19/2012	GSD FY13 Capital Projects Fund	1,000,000	0	32,362	974,162	463	25,375
Parks	PAR Deferred Maintenance	40013	40409013	6/19/2012	GSD FY13 Capital Projects Fund	5,757,551	0	0	5,755,232	0	2,319
Parks	PAR Open Space Riverfront Devl	40013	40410013	6/19/2012	GSD FY13 Capital Projects Fund	15,000,000	0	119,553	14,868,585	0	131,415
Parks	x-PAR North Nashville Greenway	40013	40411013	6/19/2012	GSD FY13 Capital Projects Fund	2,013,655	0	0	2,013,655	0	0
Parks	x-PAR Greenway Projects	40014	40401014	6/12/2013	GSD FY14 Capital Projects	2,962,901	0	0	2,962,901	0	0

Metropolitan Government of Nashville and Davidson County
 Quarterly Financial Updates
 Inception through February 2021
 General Obligation Capital Projects

Department Description	Business Unit Description	Fund Number	Business Unit/Job Number	Project Approval Date	Fund Description	Budget	Period Actual Amount	YTD Actual	Inception to Date Actual	Encumbrance Amount	Remaining Balance
Parks	PAR Centennial Prk Master Plan	40014	40403014	6/12/2013	GSD FY14 Capital Projects	1,500,000	0	1,167	1,460,206	27,531	12,263
Parks	PAR Shelby Park Master Plan	40014	40404014	6/12/2013	GSD FY14 Capital Projects	2,160,000	5,060	39,393	663,132	0	1,496,868
Parks	x-PAR Centennial Sportsplex	40014	40406014	6/12/2013	GSD FY14 Capital Projects	1,000,000	0	0	1,000,000	0	0
Parks	PAR Deferred Maintenance	40014	40409014	6/12/2013	GSD FY14 Capital Projects	9,000,000	12,937	43,864	8,826,622	133,899	39,479
Parks	x-PAR Open Space Riverfront Dev	40014	40410014	6/12/2013	GSD FY14 Capital Projects	24,500,000	0	0	24,500,000	0	0
Parks	x-PAR Nashville Zoo	40014	40411014	6/12/2013	GSD FY14 Capital Projects	5,000,000	0	0	5,000,000	0	0
Parks	x-PAR First Ave / Riverfront	40014	40420014	6/12/2013	GSD FY14 Capital Projects	500,000	0	0	500,000	0	0
Parks	PAR Greenway Projects	40015	40401015	6/18/2014	GSD FY15 Capital Projects	3,000,000	0	5,961	2,993,377	2,288	4,335
Parks	PAR Warner Park Master Plan	40015	40402015	6/18/2014	GSD FY15 Capital Projects	5,000,000	0	14,500	4,946,183	0	53,817
Parks	PAR CentennialPark Master Plan	40015	40403015	6/18/2014	GSD FY15 Capital Projects	4,000,000	0	0	4,000,000	0	0
Parks	PAR Open Space	40015	40404015	6/18/2014	GSD FY15 Capital Projects	1,700,000	0	0	1,413,451	0	286,549
Parks	PAR Stones River/Ravenwood	40015	40405015	6/18/2014	GSD FY15 Capital Projects	2,500,000	0	22,011	2,396,675	30,508	72,817
Parks	PAR Deferred Maintenance	40015	40406015	6/18/2014	GSD FY15 Capital Projects	8,000,000	31,985	46,807	6,974,353	8,073	1,017,574
Parks	x-PAR Master Plan Update	40015	40407015	6/18/2014	GSD FY15 Capital Projects	468,050	0	0	468,050	0	0
Parks	PAR Madison/SE Community Ctr	40015	40408015	6/18/2014	GSD FY15 Capital Projects	1,000,000	0	0	996,387	0	3,613
Parks	x-PAR Nashville Zoo	40015	40409015	6/18/2014	GSD FY15 Capital Projects	10,000,000	0	0	10,000,000	0	0
Parks	PAR Greenway Projects	40016	40401016	6/10/2015	GSD FY16 Capital Projects	5,000,000	0	0	3,922,290	2,677	1,075,033
Parks	PAR Open Space	40016	40402016	6/10/2015	GSD FY16 Capital Projects	18,000,000	0	0	15,807,127	282,710	1,910,164
Parks	PAR Maintenance	40016	40403016	6/10/2015	GSD FY16 Capital Projects	5,000,000	1,470	12,392	4,882,884	39,886	77,230
Parks	PAR Madison Community Ctr	40016	40404016	6/10/2015	GSD FY16 Capital Projects	9,000,000	65,900	245,580	8,958,316	3,491	38,193
Parks	PAR Southeast Community Ctr	40016	40405016	6/10/2015	GSD FY16 Capital Projects	3,000,000	0	2,455	2,998,851	0	1,149
Parks	PAR Hadley Tennis Ctr	40016	40406016	6/10/2015	GSD FY16 Capital Projects	1,000,000	0	0	1,000,000	0	0
Parks	PAR Una Antioch	40016	40407016	6/10/2015	GSD FY16 Capital Projects	1,000,000	0	0	1,000,000	0	0
Parks	PAR Nashville Zoo	40016	40408016	6/10/2015	GSD FY16 Capital Projects	10,000,000	0	86,838	9,699,667	0	300,333
Parks	PAR Greenways	40017	40401017	6/22/2016	GSD FY17 Capital Projects	5,000,000	0	10,783	3,230,909	244,172	1,524,919
Parks	PAR Smith Springs Commy Ctr	40017	40402017	6/22/2016	GSD FY17 Capital Projects	7,000,000	0	0	7,000,000	0	0
Parks	PAR Centennial Park	40017	40403017	6/22/2016	GSD FY17 Capital Projects	5,000,000	17,693	138,775	3,539,622	197,897	1,262,481
Parks	PAR Land Acquisition	40017	40404017	6/22/2016	GSD FY17 Capital Projects	5,000,000	0	0	4,043,381	1,450	955,169
Parks	PAR Soccer Fields	40017	40405017	6/22/2016	GSD FY17 Capital Projects	3,000,000	0	44,735	2,884,012	16,584	99,404
Parks	PAR Maintenance/Small Park Imp	40017	40406017	6/22/2016	GSD FY17 Capital Projects	10,000,000	0	(46,721)	7,884,153	271,834	1,844,013
Parks	PAR SoccerFields/Greenways-BFC	40017	40415017	6/22/2016	GSD FY17 Capital Projects	3,000,000	0	0	3,000,000	0	0
Parks	PAR Hadley Tennis Bubble	40018	40401018	6/14/2017	GSD FY18 Capital Projects	1,300,000	0	0	1,299,963	37	0
Parks	PAR Antioch Commy Ctr Renovat	40018	40402018	6/14/2017	GSD FY18 Capital Projects	700,000	0	50,011	700,000	0	0
Parks	PAR Fairground Soccer Greenway	40018	40403018	6/14/2017	GSD FY18 Capital Projects	3,000,000	0	0	3,000,087	0	(87)
Parks	PAR Plan/Design Projects	40018	40404018	6/14/2017	GSD FY18 Capital Projects	1,000,000	209	20,945	677,491	17,002	305,507
Parks	PAR Bellevue Community Ctr	40018	40405018	6/14/2017	GSD FY18 Capital Projects	10,800,000	0	1,707	10,800,000	0	0
Parks	x-PAR Open Space/Riverfront Dev	40113	40410113	2/12/2013	GSD FY13B Capital Projects	4,991,522	0	0	4,991,522	0	0
Parks	PAR Paving/Maintenance	40113	40420113	2/12/2013	GSD FY13B Capital Projects	2,500,000	0	0	2,057,009	250,000	192,991
Parks	PAR Capital View Park Dev	40118	40401118	11/22/2017	GSD FY18B Capital Projects	2,500,000	0	0	2,500,000	0	0
Parks	PAR Centennial Park Master Pl	40118	40402118	11/22/2017	GSD FY18B Capital Projects	5,000,000	248,291	3,463,200	3,463,200	1,536,800	0
Parks	PAR Bellevue CommCtr & IceRink	40118	40403118	11/22/2017	GSD FY18B Capital Projects	18,000,000	0	3,171	18,000,000	0	0

Metropolitan Government of Nashville and Davidson County
 Quarterly Financial Updates
 Inception through February 2021
 General Obligation Capital Projects

Department Description	Business Unit Description	Fund Number	Business Unit/Job Number	Project Approval Date	Fund Description	Budget	Period Actual Amount	YTD Actual	Inception to Date Actual	Encumbrance Amount	Remaining Balance
Parks	PAR General Maint County Wide	40118	40404118	11/22/2017	GSD FY18B Capital Projects	2,000,000	0	18,921	1,620,434	77,038	302,528
Parks	PAR Greenways	40118	40405118	11/22/2017	GSD FY18B Capital Projects	2,000,000	5,363	22,888	24,513	0	1,975,487
Parks	PAR Deferred Maint	40119	40401119	10/22/2018	GSD FY19B Capital Projects	8,000,000	57,149	1,061,567	2,797,534	604,969	4,597,497
Parks	PAR Greenways	40119	40402119	10/22/2018	GSD FY19B Capital Projects	10,000,000	0	0	1,764,644	0	8,235,356
Parks	PAR Mill Ridge Park Phase 1A	40119	40403119	10/22/2018	GSD FY19B Capital Projects	12,000,000	0	741,418	1,419,239	3,324	10,577,437
Parks	PAR Ravenwood Park Phase 1A	40119	40404119	10/22/2018	GSD FY19B Capital Projects	12,000,000	0	0	839,707	2,970	11,157,323
Parks	x-PAR Tennis Court Repairs	40202	40402001	6/10/2009	GSD Capital Improvement Plan	300,000	0	0	0	0	300,000
Parks	x-PAR Swimming Pool Systems	40202	40402002	6/10/2009	GSD Capital Improvement Plan	200,000	0	0	0	0	200,000
Parks	x-PAR Hamilton Creek Marina	40202	40402003	6/10/2009	GSD Capital Improvement Plan	25,000	0	0	0	0	25,000
Parks	x-PAR FMD Park Lilyb's Garden	40202	40402004	6/10/2009	GSD Capital Improvement Plan	110,000	0	0	0	0	110,000
Parks	PAR Davidson St Along Cumberland Rive	40220	40401220	3/18/2020	GSD FY20B Cap Projs RS2020-2	2,900,000	0	0	0	0	2,900,000
Parks	PAR Sevier Mansion/Related Buildings	40220	40402220	3/18/2020	GSD FY20B Cap Projs RS2020-2	4,800,000	0	0	0	253,600	4,546,400
Parks	x-PAR W Riverfront MDHA Grant	41440	40400077	12/1/2013	Parks W Riverfront MDHA Grant	7,600,000	0	0	7,434,073	0	165,927
Parks	x-PAR USD Riverfront Phase 2	48009	40482010	6/10/2009	USD FY10 Capital Projects Fund	5,668,687	0	0	5,668,687	0	0
	PARKS TOTALS					356,481,548	446,057	6,206,970	294,390,522	4,009,204	58,081,822
						** Overage due to Mis-Applied Payment and is in the Process of Being Corrected.					
Arts Commission	ART Public Art	40009	41401010	6/10/2009	GSD FY10 Capital Projects Fund	8,196,250	0	577	8,196,250	0	0
Arts Commission	ART Percent for the Arts	40014	41404114	6/12/2013	GSD FY14 Capital Projects	360,000	3,660	93,615	370,025	59,299	(69,324)
Arts Commission	ART Percent for the Arts	40015	41404115	6/18/2014	GSD FY15 Capital Projects	141,066	1,323	97,672	97,671	25,693	17,702
Arts Commission	ART Percent for the Arts	40016	41404116	6/10/2015	GSD FY16 Capital Projects	848,934	28,617	178,998	178,998	0	669,936
Arts Commission	ART Percent for the Arts	40017	41404117	6/22/2016	GSD FY17 Capital Projects	835,000	0	0	0	0	835,000
Arts Commission	ART Percent for the Arts	40018	41404018	6/14/2017	GSD FY18 Capital Projects	433,000	0	0	0	0	433,000
Arts Commission	ART Percent for the Arts	40118	41404118	11/22/2017	GSD FY18B Capital Projects	721,300	0	0	0	0	721,300
Arts Commission	ART Percent for the Arts	45014	41454114	6/12/2013	MNPS FY14 Capital Projects	455,800	0	0	0	0	455,800
Arts Commission	ART Percent for the Arts	45015	41454115	6/18/2014	MNPS FY15 Capital Projects	540,000	0	0	0	0	540,000
Arts Commission	ART Percent for the Arts	45016	41454116	6/10/2015	MNPS FY16 Capital Projects	123,000	0	0	0	0	123,000
Arts Commission	ART Percent for the Arts	45017	41454117	6/22/2016	MNPS FY17 Capital Projects	1,324,100	0	0	0	0	1,324,100
Arts Commission	ART Percent for the Arts	45018	41454018	6/14/2017	MNPS FY18 Capital Projects	672,000	0	0	0	0	672,000
	ARTS COMMISSION TOTALS					14,650,450	33,600	370,862	8,842,944	84,992	5,722,514
						** Overage due to Mis-Applied Payment and is in the Process of Being Corrected.					
Public Works	PW Bridges GSD	40009	42402010	6/10/2009	GSD FY10 Capital Projects Fund	5,372,310	0	0	5,372,310	0	0
Public Works	PW Information Systems GSD	40009	42404010	6/10/2009	GSD FY10 Capital Projects Fund	1,467,229	34,743	114,742	1,403,611	63,618	0
Public Works	x-PW Paving GSD	40009	42405010	6/10/2009	GSD FY10 Capital Projects Fund	9,645,038	0	0	9,645,038	0	0
Public Works	PW Roadway Projects GSD	40009	42407010	6/10/2009	GSD FY10 Capital Projects Fund	5,694,972	0	0	5,653,552	9,107	32,313
Public Works	PW Sidewalks GSD	40009	42409010	6/10/2009	GSD FY10 Capital Projects Fund	2,976,945	0	0	2,976,945	0	0
Public Works	x-PW Traffic GSD	40009	42412010	6/10/2009	GSD FY10 Capital Projects Fund	1,094,871	0	0	1,094,871	0	0
Public Works	x-PW GSD First Ave / Riverfront	40009	42490009	6/10/2009	GSD FY10 Capital Projects Fund	60,646	0	0	60,646	0	0
Public Works	PW Bridges GSD	40011	42402011	9/27/2010	GSD FY11 Capital Projects Fund	4,000,000	0	0	4,000,000	0	0
Public Works	PW Paving/Resurfacing GSD	40011	42405011	9/27/2010	GSD FY11 Capital Projects Fund	7,000,000	0	0	7,000,000	0	0

Metropolitan Government of Nashville and Davidson County
Quarterly Financial Updates
Inception through February 2021
General Obligation Capital Projects

Department Description	Business Unit Description	Fund Number	Business Unit/Job Number	Project Approval Date	Fund Description	Budget	Period Actual Amount	YTD Actual	Inception to Date Actual	Encumbrance Amount	Remaining Balance
Public Works	PW Bikeways GSD	40011	42407011	9/27/2010	GSD FY11 Capital Projects Fund	2,500,000	0	0	2,497,712	2,288	0
Public Works	x-PW Sidewalks GSD	40011	42409011	9/27/2010	GSD FY11 Capital Projects Fund	7,500,000	0	0	7,500,000	0	0
Public Works	PW 28th/31st Ave Conn GSD	40011	42416011	9/27/2010	GSD FY11 Capital Projects Fund	15,085,752	0	7,731	15,084,322	1,430	0
Public Works	PW Traffic Signals/Equip GSD	40011	42418011	9/27/2010	GSD FY11 Capital Projects Fund	2,500,000	0	0	2,500,000	0	0
Public Works	x-PW Solid Waste Fac/Equip GSD	40011	42419011	9/27/2010	GSD FY11 Capital Projects Fund	472,274	0	0	472,274	0	0
Public Works	PW Sidewalks GSD	40013	42401013	6/19/2012	GSD FY13 Capital Projects Fund	12,000,000	0	(1,240)	11,650,761	134,015	215,224
Public Works	PW Paving/Resurfacing GSD	40013	42402013	6/19/2012	GSD FY13 Capital Projects Fund	20,000,000	0	0	19,581,427	0	418,573
Public Works	PW Bikeways GSD	40013	42403013	6/19/2012	GSD FY13 Capital Projects Fund	2,999,867	0	372	2,747,540	241,968	10,359
Public Works	PW Bridges GSD	40013	42404013	6/19/2012	GSD FY13 Capital Projects Fund	4,747,328	0	0	4,731,351	0	15,978
Public Works	PW Corridor Redevelopment GSD	40013	42405013	6/19/2012	GSD FY13 Capital Projects Fund	7,500,000	0	0	7,468,228	10,970	20,802
Public Works	PW Road Projects GSD	40013	42406013	6/19/2012	GSD FY13 Capital Projects Fund	10,000,000	0	111,144	9,693,777	180,757	125,466
Public Works	PW Signalization GSD	40013	42407013	6/19/2012	GSD FY13 Capital Projects Fund	4,749,421	0	0	4,749,421	0	0
Public Works	PW Sidewalks GSD	40014	42401014	6/12/2013	GSD FY14 Capital Projects	8,000,000	0	41,300	7,824,605	11,749	163,646
Public Works	PW Paving/Resurfacing GSD	40014	42402014	6/12/2013	GSD FY14 Capital Projects	20,000,000	0	0	19,506,707	489,850	3,443
Public Works	PW Bikeways GSD	40014	42403014	6/12/2013	GSD FY14 Capital Projects	2,000,000	0	9,909	1,871,241	119,877	8,881
Public Works	PW Bridges GSD	40014	42404014	6/12/2013	GSD FY14 Capital Projects	1,050,000	0	0	47,715	0	1,002,285
Public Works	PW Road Projects GSD	40014	42406014	6/12/2013	GSD FY14 Capital Projects	25,000,000	0	0	24,821,975	0	178,025
Public Works	PW Signalization GSD	40014	42407014	6/12/2013	GSD FY14 Capital Projects	2,000,000	0	0	1,993,628	0	6,372
Public Works	PW Bridges/Colverts-Redirected	40014	42411014	6/12/2013	GSD FY14 Capital Projects	13,630,000	117,954	3,421,501	7,960,149	5,258,846	411,005
Public Works	PW Bikeways-Redirect	40014	42413014	6/12/2013	GSD FY14 Capital Projects	750,000	0	0	0	0	750,000
Public Works	PW Emergency Roadway Work-Redirect	40014	42414014	6/12/2013	GSD FY14 Capital Projects	410,000	0	55,680	55,680	344,320	10,000
Public Works	PW Traffic Calming-Redirect	40014	42415014	6/12/2013	GSD FY14 Capital Projects	1,500,000	0	0	0	61,350	1,438,650
Public Works	PW Sidewalks GSD	40015	42401015	6/18/2014	GSD FY15 Capital Projects	17,000,000	0	(31,366)	16,753,419	572,463	(325,882) *
Public Works	PW Paving/Resurfacing GSD	40015	42402015	6/18/2014	GSD FY15 Capital Projects	30,000,000	0	(80,601)	29,010,481	5,701	983,818
Public Works	PW Traffic/Signal Controls GSD	40015	42403015	6/18/2014	GSD FY15 Capital Projects	8,000,000	0	187,143	7,703,053	114,978	181,969
Public Works	PW Bridges GSD	40015	42404015	6/18/2014	GSD FY15 Capital Projects	6,800,000	0	0	5,983,987	0	16,013
Public Works	x-PW So Nashville Convn Ctr GSD	40015	42405015	6/18/2014	GSD FY15 Capital Projects	1,981,222	0	0	1,981,222	0	0
Public Works	PW Sidewalks GSD	40016	42401016	6/10/2015	GSD FY16 Capital Projects	25,000,000	0	823	24,528,214	184,455	287,331
Public Works	PW Paving GSD	40016	42402016	6/10/2015	GSD FY16 Capital Projects	20,000,000	0	19,551	19,374,955	622,586	2,459
Public Works	PW Traffic/Signal Controls GSD	40016	42403016	6/10/2015	GSD FY16 Capital Projects	3,000,000	0	(101)	2,897,742	1,668	100,590
Public Works	PW Roads Bridges Bikeways GSD	40016	42404016	6/10/2015	GSD FY16 Capital Projects	28,800,000	6,338	755,277	24,567,283	280,151	3,952,566
Public Works	PW Lanfill Engineering Mnt GSD	40016	42405016	6/10/2015	GSD FY16 Capital Projects	200,000	0	13,464	13,464	0	186,536
Public Works	PW SWalk Paving Rdwy-Recall	40016	42406016	6/10/2015	GSD FY16 Capital Projects	14,495,761	16,541	987,075	13,860,693	60,972	574,096
Public Works	PW Sidewalks GSD	40017	42401017	6/22/2016	GSD FY17 Capital Projects	30,000,000	385,873	1,591,103	25,624,092	5,149,478	(773,570) *
Public Works	PW Paving GSD	40017	42402017	6/22/2016	GSD FY17 Capital Projects	35,000,000	0	66,178	33,690,476	148,719	1,160,805
Public Works	PW Bikeways GSD	40017	42403017	6/22/2016	GSD FY17 Capital Projects	1,000,000	0	0	956,983	37,031	5,985
Public Works	PW Bridges GSD	40017	42404017	6/22/2016	GSD FY17 Capital Projects	10,000,000	0	(7,733)	9,901,766	6	98,228
Public Works	PW Station Blvd Project GSD	40017	42405017	6/22/2016	GSD FY17 Capital Projects	6,000,000	0	47,850	1,319,126	4,442,064	238,810
Public Works	PW Roadway Improvements GSD	40017	42406017	6/22/2016	GSD FY17 Capital Projects	5,000,000	0	0	1,312,564	0	3,687,437
Public Works	PW Traffic Signalization GSD	40017	42407017	6/22/2016	GSD FY17 Capital Projects	10,000,000	0	(125,346)	9,427,231	225,173	347,596
Public Works	PW Road Reconstruction GSD	40017	42408017	6/22/2016	GSD FY17 Capital Projects	2,500,000	10,998	40,355	111,094	280,697	2,108,209

Metropolitan Government of Nashville and Davidson County
Quarterly Financial Updates
Inception through February 2021
General Obligation Capital Projects

Department Description	Business Unit Description	Fund Number	Business Unit/Job Number	Project Approval Date	Fund Description	Budget	Period Actual Amount	YTD Actual	Inception to Date Actual	Encumbrance Amount	Remaining Balance
Public Works	PW Paving GSD	40018	42401018	6/14/2017	GSD FY18 Capital Projects	35,000,000	327,236	1,357,010	33,536,129	1,358,514	105,357
Public Works	PW Sidewalks GSD	40018	42402018	6/14/2017	GSD FY18 Capital Projects	30,000,000	485,056	571,776	8,417,935	1,131,891	20,450,174
Public Works	PW Bikeways GSD	40018	42403018	6/14/2017	GSD FY18 Capital Projects	5,000,000	0	610,008	3,406,217	990,541	603,242
Public Works	PW Roadway Reconstructn/Improv	40018	42404018	6/14/2017	GSD FY18 Capital Projects	13,000,000	0	1,324,805	7,555,789	124,699	5,319,512
Public Works	PW Solid Waste-Facilities Equip & Maint	40020	42410020	12/9/2019	GSD FY20 Cap Projs RS2019-10	500,000	0	258,669	500,000	0	0
Public Works	PW Roadway ROW Reconstr Improv & M	40020	42420020	12/9/2019	GSD FY20 Cap Projs RS2019-10	500,000	21,138	96,861	297,480	134,962	67,558
Public Works	PW Century Farms Access Roads	40118	42401118	11/22/2017	GSD FY18B Capital Projects	7,000,000	0	0	7,000,000	0	0
Public Works	PW Roadway Construct & Improve	40118	42402118	11/22/2017	GSD FY18B Capital Projects	7,375,000	0	29,896	150,396	117,064	7,107,540
Public Works	PW Traffic Management Program	40118	42403118	11/22/2017	GSD FY18B Capital Projects	3,000,000	0	95,821	2,852,949	104,656	42,395
Public Works	PW Paving Program	40119	42401119	10/22/2018	GSD FY19B Capital Projects	30,000,000	392,757	6,721,836	26,187,023	3,380,663	432,314
Public Works	PW Sidewalks Program	40119	42402119	10/22/2018	GSD FY19B Capital Projects	30,000,000	0	0	0	0	30,000,000
Public Works	PW Road Program	40119	42403119	10/22/2018	GSD FY19B Capital Projects	15,000,000	0	1,122,707	5,675,414	322,324	9,002,262
Public Works	PW Bridges Program	40119	42404119	10/22/2018	GSD FY19B Capital Projects	4,000,000	0	(13,616)	3,889,716	107,824	2,460
Public Works	PW Solid Waste- Recycle Equip	40119	42405119	10/22/2018	GSD FY19B Capital Projects	1,500,000	0	0	1,500,000	0	0
Public Works	PW Traffic Mgmt Program	40119	42406119	10/22/2018	GSD FY19B Capital Projects	3,000,000	276,812	897,821	2,482,648	484,506	32,846
Public Works	PW Traffic Calming	40119	42407119	10/22/2018	GSD FY19B Capital Projects	1,500,000	0	294,146	1,172,353	71,765	255,882
Public Works	PW Bikeways Program	40119	42408119	10/22/2018	GSD FY19B Capital Projects	1,500,000	0	172,865	866,960	117,215	515,825
Public Works	PW East Bank/Cowan-Infrastrct	40119	42409119	10/22/2018	GSD FY19B Capital Projects	20,000,000	0	187,214	2,369,841	0	17,630,159
Public Works	PW Solid Waste-Landfill Repair	40119	42410119	10/22/2018	GSD FY19B Capital Projects	500,000	0	0	0	0	500,000
Public Works	PW Traffic Management	40220	42400220	3/18/2020	GSD FY20B Cap Projs RS2020-2	1,250,000	7,642	71,257	71,257	197,600	981,143
Public Works	PW Paving Program	40220	42401220	3/18/2020	GSD FY20B Cap Projs RS2020-2	6,000,000	27,680	488,391	488,391	435,664	5,075,945
Public Works	PW Sidewalk Program	40220	42402220	3/18/2020	GSD FY20B Cap Projs RS2020-2	4,000,000	28,496	28,496	28,496	106,004	3,865,500
Public Works	PW Roadways/ROW Improv/Maintenance	40220	42403220	3/18/2020	GSD FY20B Cap Projs RS2020-2	2,200,000	467	194,239	194,239	1,230	2,004,531
Public Works	PW Solid Waste Equipment	40220	42404220	3/18/2020	GSD FY20B Cap Projs RS2020-2	500,000	0	0	0	0	500,000
Public Works	PW GSD Library Parking Garage	44116	42431016	6/10/2015	GSD PW FY16 S/F Capital Projs	10,000,000	0	0	10,000,000	0	0
Public Works	PW USD Bikeways	48009	42401010	6/10/2009	USD FY10 Capital Projects Fund	889,698	0	0	884,407	5,291	0
Public Works	x-PW USD Bridges	48009	42403010	6/10/2009	USD FY10 Capital Projects Fund	797,804	0	0	797,804	0	0
Public Works	x-PW USD Paving	48009	42406010	6/10/2009	USD FY10 Capital Projects Fund	1,230,469	0	0	1,230,469	0	0
Public Works	PW USD Roadway Projects	48009	42408010	6/10/2009	USD FY10 Capital Projects Fund	7,226,761	0	0	7,182,324	2,622	41,815
Public Works	PW USD Sidewalks	48009	42410010	6/10/2009	USD FY10 Capital Projects Fund	2,277,325	0	0	2,277,325	0	0
Public Works	x-PW USD Traffic	48009	42413010	6/10/2009	USD FY10 Capital Projects Fund	677,077	0	0	677,077	0	0
Public Works	x-PW USD 28th 31st Ave ConnPlan	48009	42416010	6/10/2009	USD FY10 Capital Projects Fund	499,918	0	0	499,918	0	0
Public Works	x-PW USD First Ave / Riverfront	48009	42480010	6/10/2009	USD FY10 Capital Projects Fund	1,475,353	0	0	1,475,353	0	0
Public Works	PW SWalk Paving Rdwy-Recall	48009	42481010	6/10/2009	USD FY10 Capital Projects Fund	4,217	0	0	4,217	0	0
Public Works	x-PW USD Bikeways	48011	42401011	9/27/2010	USD FY11 Capital Projects Fund	499,978	0	0	499,978	0	0
Public Works	PW USD Paving/Resurfacing	48011	42406011	9/27/2010	USD FY11 Capital Projects Fund	4,985,510	0	292	4,964,423	0	21,087
Public Works	PW USD Sidewalks	48011	42410011	9/27/2010	USD FY11 Capital Projects Fund	5,000,000	0	0	5,000,000	0	0
Public Works	x-PW USD Traffic Signals/Equip	48011	42413011	9/27/2010	USD FY11 Capital Projects Fund	1,500,000	0	0	1,500,000	0	0
Public Works	PW USD Multi Fam Refuse/Recycl	48011	42414011	9/27/2010	USD FY11 Capital Projects Fund	250,000	0	0	239,535	0	10,465
Public Works	PW USD Refuse/Recycle Contain	48011	42415011	9/27/2010	USD FY11 Capital Projects Fund	275,000	0	0	274,990	0	10
Public Works	PW SWalk Paving Rdwy-Recall	48011	42481011	9/27/2010	USD FY11 Capital Projects Fund	305,922	0	0	301,642	0	4,279

Metropolitan Government of Nashville and Davidson County
 Quarterly Financial Updates
 Inception through February 2021
 General Obligation Capital Projects

Department Description	Business Unit Description	Fund Number	Business Unit/Job Number	Project Approval Date	Fund Description	Budget	Period Actual Amount	YTD Actual	Inception to Date Actual	Encumbrance Amount	Remaining Balance
Public Works	PW Solid Waste Study	48017	42481017	6/22/2016	USD FY17 Capital Projects Fund	500,000	0	0	499,999	1	0
Public Works	x-PW USD Sidewalks	48113	42480113	2/12/2013	USD FY13B Capital Projects	2,459,140	0	0	2,459,140	0	0
Public Works	PW USD Paving/Road Projects	48113	42486113	2/12/2013	USD FY13B Capital Projects	4,981,420	0	0	4,976,241	5,180	0
Public Works	PW USD Annexation	48118	42484118	2/12/2013	USD FY18B Capital Projects	225,000	0	0	0	0	225,000
PUBLIC WORKS TOTALS						724,069,230	2,139,731	21,735,306	573,371,407	28,256,504	122,441,319
* Overage due to Encumbrances. Negative Balance will Clear as Actual Payments are Made or Encumbrances are cancelled.											
Farmer's Market	FAR Farmers Mkt Projects	40109	60401010	6/10/2009	GSD FY10 Self-funding Cap Proj	43,668	0	0	77,083	0	(33,415)
Farmer's Market	FAR Farmers Mkt HVAC Replace	40119	60402119	10/22/2018	GSD FY19B Capital Projects	1,200,000	0	0	1,158,231	0	41,769
FARMERS' MARKET TOTALS						1,243,668	0	0	1,235,313	0	8,355
** Overage to be transferred to separate capital account to clear negative balance.											
State Fair Board	BFC Fairgrounds Improvements	40017	62401017	6/22/2016	GSD FY17 Capital Projects	17,000,000	23,782	241,499	15,751,157	63,335	1,185,508
State Fair Board	BFC Buildings & Facilities Imp	40019	62401019	9/5/2018	GSD FY19 Cap Projs RS2018-13	25,000,000	(33,626)	166,209	23,525,108	1,862,273	(387,381)
FAIRGROUNDS - NASHVILLE TOTALS						42,000,000	(9,844)	407,708	39,276,265	1,925,608	798,127
* Overage due to Encumbrances. Negative Balance will Clear as Actual Payments are Made or Encumbrances are cancelled.											
Sports Authority	x-SPA Roof and Signage	40009	64401010	6/10/2009	GSD FY10 Capital Projects Fund	13,995	0	0	13,995	0	0
Sports Authority	SPA MLS Infrastructure	40019	64401019	9/5/2018	GSD FY19 Cap Projs RS2018-13	25,000,000	229,676	1,249,872	2,364,725	1,177,690	21,457,585
Sports Authority	x-SPA Bridgestone Arena Ext Imp	40113	64401113	2/12/2013	GSD FY13B Capital Projects	6,214,040	0	0	6,214,040	0	0
SPORTS AUTHORITY TOTALS						31,228,035	229,676	1,249,872	8,592,760	1,177,690	21,457,585
Water and Sewer	W&S Stormwater Drain GO Closeo	40009	65401010	6/10/2009	GSD FY10 Capital Projects Fund	328,560	0	0	253,590	0	74,970
Water and Sewer	W&S FY17 StormwaterHomeBuyouts	40017	65401017	6/22/2016	GSD FY17 Capital Projects	5,000,000	0	0	4,694,047	3,767	302,185
Water and Sewer	W&S Stormwater Program	41113	65411113	2/12/2013	W&S GSD StormwaterS/F FY13B	50,000,000	0	0	49,987,776	0	12,224
Water and Sewer	W&S Stormwater FY18B SF Projs	41118	65411118	11/22/2017	W&S GSD StormwaterS/F FY18B	10,000,000	0	34,995	7,316,292	2,801,915	(118,207)
Water and Sewer	W&S Stormwater FY19B SF Projs	41119	65411119	10/22/2018	W&S GSD StormwaterS/F FY19B	20,000,000	1,996,183	10,722,507	11,854,061	8,043,784	102,155
Water and Sewer	x-W&S SW USD Drain GO Closeout	48009	65402010	6/10/2009	USD FY10 Capital Projects Fund	177,159	0	0	177,159	0	0
Water and Sewer	W&S Stormwater S/F FY10 CapPrj	49110	65403010	6/10/2009	W&S GSD Stormwater S/F FY10	48,299,981	0	223,743	47,309,304	171,807	818,870
Water and Sewer	W&S Stormwater Fairgrounds	49110	65405010	6/10/2009	W&S GSD Stormwater S/F FY10	1,700,019	0	0	1,695,000	5,019	0
WATER & SEWER TOTALS						135,505,719	1,996,183	10,981,245	123,287,230	11,026,293	1,192,196
* Overage due to Encumbrances. Negative Balance will Clear as Actual Payments are Made or Encumbrances are cancelled.											
General Hospital	x-GHOSstar and Rev Cycle Softwar	40009	67401010	6/10/2009	GSD FY10 Capital Projects Fund	284,479	0	0	284,479	0	0
General Hospital	x-GHO STAR Technology Proj	40014	67401014	6/12/2013	GSD FY14 Capital Projects	2,300,000	0	0	2,300,000	0	0
General Hospital	x-GHOIT System Replace/McKesson	40015	67401015	6/18/2014	GSD FY15 Capital Projects	1,200,000	0	0	1,200,000	0	0
General Hospital	x-GHOMedical Equipment	40015	67402015	6/18/2014	GSD FY15 Capital Projects	1,800,000	0	0	1,800,000	0	0
General Hospital	GHO Maint/ Renovation/ Equipmt	40016	67401016	6/10/2015	GSD FY16 Capital Projects	3,000,000	0	0	3,000,000	0	0
General Hospital	GHO Misc Equipment/Upgrades	40017	67401017	6/22/2016	GSD FY17 Capital Projects	5,000,000	0	0	5,000,000	0	0
General Hospital	GHO Misc Repairs Maint Equipmt	40119	67401119	10/22/2018	GSD FY19B Capital Projects	2,400,000	0	0	2,004,663	0	395,337

Metropolitan Government of Nashville and Davidson County
 Quarterly Financial Updates
 Inception through February 2021
 General Obligation Capital Projects

Department Description	Business Unit Description	Fund Number	Business Unit/Job Number	Project Approval Date	Fund Description	Budget	Period Actual Amount	YTD Actual	Inception to Date Actual	Encumbrance Amount	Remaining Balance
	GENERAL HOSPITAL TOTALS					15,984,479	0	0	15,589,142	0	395,337
Dist Energy Syst	DES MCC Infrastructure CP	49107	68403010	9/27/2010	DES MCC Infrastructure FY11 C	8,500,000	0	0	8,246,469	102	253,429
Dist Energy Syst	DES Misc Service Projects	49109	68401010	6/10/2009	DES FY10 Self-Funding Cap Pro	2,919,390	0	0	2,849,185	1,245	68,961
Dist Energy Syst	DES Customer Connection and Re	49109	68402010	6/10/2009	DES FY10 Self-Funding Cap Pro	2,410,000	0	0	1,047,758	0	1,362,242
Dist Energy Syst	DES FY16 Misc Service Projects	49116	68401016	6/10/2015	USD DES FY16 S/F Capital Proje	25,284,478	22,148	487,936	2,063,360	346,882	22,874,236
	DISTRICT ENERGY SYSTEM TOTALS					39,113,868	22,148	487,936	14,206,771	348,229	24,558,868
Metro Action Com	x-MAC New Headstart North Kitch	40009	75401010	6/10/2009	GSD FY10 Capital Projects Fund	20,889	0	0	20,889	0	0
Metro Action Com	x-MAC New Headstart Fac Douglas	40009	75402010	6/10/2009	GSD FY10 Capital Projects Fund	27,033	0	0	27,033	0	0
Metro Action Com	MAC Repairs/Major Maintenance	40018	75401018	6/14/2017	GSD FY18 Capital Projects	2,500,000	0	1,419	2,496,888	3,112	0
	METRO ACTION COMMISSION TOTALS					2,547,922	0	1,419	2,544,810	3,112	0
MDHA	x-MDHA African Am Museum	40009	77401010	6/10/2009	GSD FY10 Capital Projects Fund	465,898	0	0	465,898	0	0
MDHA	x-MDHA Adventure Science	40009	77406010	6/10/2009	GSD FY10 Capital Projects Fund	245,747	0	0	245,747	0	0
MDHA	x-MDHA Zoo	40009	77408010	6/10/2009	GSD FY10 Capital Projects Fund	451,235	0	0	451,235	0	0
MDHA	x-MDHAAffordble Housng Infrastr	40016	77401016	6/10/2015	GSD FY16 Capital Projects	4,000,000	0	0	4,000,000	0	0
MDHA	MDHA Infrastructure Improv-Hsg	40017	77401017	6/22/2016	GSD FY17 Capital Projects	7,000,000	0	0	7,000,000	0	0
MDHA	MDHA African Am Museum	40209	77411010	6/10/2009	GSD FY10 Non-BAB Capital Proj	8,987,947	79,460	79,460	8,987,947	0	0
MDHA	x-MDHA Frist CF FY10	40209	77412010	6/10/2009	GSD FY10 Non-BAB Capital Proj	106,073	0	0	106,073	0	0
MDHA	x-MDHA Adventure Science	40209	77413010	6/10/2009	GSD FY10 Non-BAB Capital Proj	4,253	0	0	4,253	0	0
MDHA	x-MDHA Frist FY10	40209	77414010	6/10/2009	GSD FY10 Non-BAB Capital Proj	130,611	0	0	130,611	0	0
MDHA	x-MDHA Zoo	40209	77415010	6/10/2009	GSD FY10 Non-BAB Capital Proj	548,765	0	0	548,765	0	0
MDHA	x-MDHA USD Riverfront Redevelo	48009	77402010	6/10/2009	USD FY10 Capital Projects Fund	7,950,000	0	0	7,950,000	0	0
MDHA	x-MDHA USD Gulch Arts Ctr Redev	48009	77404010	6/10/2009	USD FY10 Capital Projects Fund	1,008,708	0	0	1,008,708	0	0
MDHA	x-MDHA USD Riverfront Phase 2	48009	77405010	6/10/2009	USD FY10 Capital Projects Fund	15,597,347	0	0	15,597,347	0	0
	MDHA TOTALS					46,496,585	79,460	79,460	46,496,585	0	1
MTA	x-MTA Carry Forward to FY10	40009	78401010	6/10/2009	GSD FY10 Capital Projects Fund	1,037,726	0	0	1,037,726	0	0
MTA	x-MTA Fed Grant Local Match	40009	78402010	6/10/2009	GSD FY10 Capital Projects Fund	4,400,000	0	0	4,400,000	0	0
MTA	x-MTA Bus Rapid Transit Infrst	40009	78403010	6/10/2009	GSD FY10 Capital Projects Fund	3,500,000	0	0	3,500,000	0	0
MTA	x-MTA Building Improvements	40009	78404010	6/10/2009	GSD FY10 Capital Projects Fund	3,170,000	0	0	3,170,000	0	0
MTA	x-MTA Replace Paratransit Vehic	40009	78405010	6/10/2009	GSD FY10 Capital Projects Fund	2,600,000	0	0	2,600,000	0	0
MTA	x-MTA Replace 40/60 ft Buses	40009	78406010	6/10/2009	GSD FY10 Capital Projects Fund	10,100,000	0	0	10,100,000	0	0
MTA	x-MTA Grant Local Match	40011	78402011	9/27/2010	GSD FY11 Capital Projects Fund	1,550,000	0	0	1,550,000	0	0
MTA	x-MTA Route Analysis	40011	78403011	9/27/2010	GSD FY11 Capital Projects Fund	800,000	0	0	800,000	0	0
MTA	MTA RTA Grant Local Match	40011	78404011	9/27/2010	GSD FY11 Capital Projects Fund	250,000	0	0	250,000	0	0

Metropolitan Government of Nashville and Davidson County
 Quarterly Financial Updates
 Inception through February 2021
 General Obligation Capital Projects

Department Description	Business Unit Description	Fund Number	Business Unit/Job Number	Project Approval Date	Fund Description	Budget	Period Actual Amount	YTD Actual	Inception to Date Actual	Encumbrance Amount	Remaining Balance
MTA	MTA Paratransit Vehicles	40011	78405011	9/27/2010	GSD FY11 Capital Projects Fund	1,200,000	0	0	1,200,000	0	0
MTA	x-MTA Replacement Buses	40011	78406011	9/27/2010	GSD FY11 Capital Projects Fund	6,950,000	0	0	6,950,000	0	0
MTA	x-MTA Grant Matches	40013	78402013	6/19/2012	GSD FY13 Capital Projects Fund	4,292,000	0	0	4,292,000	0	0
MTA	MTA Murfreesboro Road BRT	40013	78403013	6/19/2012	GSD FY13 Capital Projects Fund	4,800,000	0	0	4,800,000	0	0
MTA	x-MTA RTA - Grant Matches	40013	78404013	6/19/2012	GSD FY13 Capital Projects Fund	500,000	0	0	500,000	0	0
MTA	x-MTA Paratransit Buses	40013	78405013	6/19/2012	GSD FY13 Capital Projects Fund	3,360,000	0	0	3,360,000	0	0
MTA	x-MTA Fixed Route Buses	40013	78406013	6/19/2012	GSD FY13 Capital Projects Fund	18,000,000	0	0	18,000,000	0	0
MTA	MTA Music City Circuit Buses	40013	78407013	6/19/2012	GSD FY13 Capital Projects Fund	3,500,000	0	0	3,500,000	0	0
MTA	MTA Grant Matches Special	40013	78408013	6/19/2012	GSD FY13 Capital Projects Fund	3,158,000	0	0	3,158,000	0	0
MTA	MTA RTA -Property Improvements	40013	78409013	6/19/2012	GSD FY13 Capital Projects Fund	50,000	0	0	50,000	0	0
MTA	MTA The AMP	40014	78401014	6/12/2013	GSD FY14 Capital Projects	3,000,000	0	0	3,000,000	0	0
MTA	x-MTA Grant Match Veh Prep/Log13	40014	78402014	6/12/2013	GSD FY14 Capital Projects	250,000	0	0	250,000	0	0
MTA	x-MTA Grant Match Veh Prep/Log14	40014	78403014	6/12/2013	GSD FY14 Capital Projects	2,250,000	0	0	2,250,000	0	0
MTA	MTA Grant Match-RTA thru MTA13	40014	78404014	6/12/2013	GSD FY14 Capital Projects	750,000	0	0	750,000	0	0
MTA	MTA Grant Match-RTA thru MTA14	40014	78405014	6/12/2013	GSD FY14 Capital Projects	1,250,000	0	0	1,250,000	0	0
MTA	x-MTA Replacement 12 Buses	40014	78406014	6/12/2013	GSD FY14 Capital Projects	10,000,000	0	0	10,000,000	0	0
MTA	x-MTA Vehicle Location Sys AVL	40014	78407014	6/12/2013	GSD FY14 Capital Projects	1,500,000	0	0	1,500,000	0	0
MTA	x-MTA Paratransit Vehicles	40014	78408014	6/12/2013	GSD FY14 Capital Projects	2,000,000	0	0	2,000,000	0	0
MTA	MTA Myatt Building Renovations	40014	78409014	6/12/2013	GSD FY14 Capital Projects	1,500,000	0	0	1,500,000	0	0
MTA	x-MTA Grant Match	40015	78401015	6/18/2014	GSD FY15 Capital Projects	3,350,000	0	0	3,350,000	0	0
MTA	MTA Building Renovations	40015	78402015	6/18/2014	GSD FY15 Capital Projects	2,000,000	0	104,381	1,993,603	0	6,397
MTA	MTA BRT Lite Infrastructure	40015	78403015	6/18/2014	GSD FY15 Capital Projects	3,000,000	0	575,568	2,202,379	0	797,621
MTA	MTA RTA - Grant Match	40015	78404015	6/18/2014	GSD FY15 Capital Projects	350,000	0	0	350,000	0	0
MTA	x-MTA Bus Shelters	40015	78405015	6/18/2014	GSD FY15 Capital Projects	1,000,000	0	0	1,000,000	0	0
MTA	MTA Replacement Buses/Vehicles	40015	78406015	6/18/2014	GSD FY15 Capital Projects	8,300,000	0	0	8,300,000	0	0
MTA	MTA Replacement Buses	40016	78401016	6/10/2015	GSD FY16 Capital Projects	7,277,500	0	0	7,277,500	0	0
MTA	MTA - Grant Match	40016	78402016	6/10/2015	GSD FY16 Capital Projects	3,162,500	0	0	3,162,500	0	0
MTA	MTA Paratransit Vehicles	40016	78403016	6/10/2015	GSD FY16 Capital Projects	1,000,000	0	17,451	1,000,000	0	0
MTA	MTA RTA - Grant Match	40016	78404016	6/10/2015	GSD FY16 Capital Projects	1,560,000	0	0	1,560,000	0	0
MTA	MTA Replacement Buses	40017	78401017	6/22/2016	GSD FY17 Capital Projects	12,510,000	0	0	12,513,726	0	(3,726) **
MTA	MTA Grant Matches	40017	78402017	6/22/2016	GSD FY17 Capital Projects	2,630,000	0	0	2,630,000	0	0
MTA	MTA Fare Collection System	40017	78403017	6/22/2016	GSD FY17 Capital Projects	3,650,000	0	0	3,650,000	0	0
MTA	MTA Grant Match - RTA	40017	78404017	6/22/2016	GSD FY17 Capital Projects	1,210,000	(53,546)	260,828	1,206,274	0	3,726 **
MTA	MTA Access Ride Replacements	40018	78401018	6/14/2017	GSD FY18 Capital Projects	2,280,000	0	2,220,086	2,280,000	0	0
MTA	MTA Replacement Buses	40018	78402018	6/14/2017	GSD FY18 Capital Projects	14,200,000	0	988,762	12,256,304	0	1,943,696
MTA	MTA Bus Mid-Life Overhauls	40018	78403018	6/14/2017	GSD FY18 Capital Projects	1,020,000	0	0	0	0	1,020,000
MTA	MTA Fed / State Grants	40018	78404018	6/14/2017	GSD FY18 Capital Projects	4,000,000	5,695	618,278	2,115,338	0	1,884,662
MTA	RTA - Fed / State Grants	40018	78405018	6/14/2017	GSD FY18 Capital Projects	2,000,000	14,819	445,947	445,947	0	1,554,053
MTA	MTA Fare Collection System	40018	78406018	6/14/2017	GSD FY18 Capital Projects	7,200,000	(1,404)	1,295,248	3,890,030	0	3,309,970
MTA	MTA TSU Circulator	40018	78407018	6/14/2017	GSD FY18 Capital Projects	1,800,000	3,542	37,587	37,587	0	1,762,413
MTA	MTA Engineering Studies - MTA	40018	78408018	6/14/2017	GSD FY18 Capital Projects	1,250,000	0	104,012	1,140,619	0	109,381

Metropolitan Government of Nashville and Davidson County
 Quarterly Financial Updates
 Inception through February 2021
 General Obligation Capital Projects

Department Description	Business Unit Description	Fund Number	Business Unit/Job Number	Project Approval Date	Fund Description	Budget	Period Actual Amount	YTD Actual	Inception to Date Actual	Encumbrance Amount	Remaining Balance
MTA	MTA Engineering Studies - PW	40018	78409018	6/14/2017	GSD FY18 Capital Projects	2,750,000	0	0	2,750,000	0	0
MTA	MTA Grant Matching	40119	78402119	10/22/2018	GSD FY19B Capital Projects	2,500,000	0	0	0	0	2,500,000
MTA	MTA Grant Matches	40220	78400220	3/18/2020	GSD FY20B Cap Projs RS2020-2	3,000,000	0	0	0	0	3,000,000
MTA	MTA RTA Grant Matches	40220	78401220	3/18/2020	GSD FY20B Cap Projs RS2020-2	1,600,000	0	0	0	0	1,600,000
	MTA TOTALS					190,317,726	(30,894)	6,668,148	170,829,532	0	19,488,194
						** Overage due to Mis-Applied Payment and is in the Process of Being Corrected.					
MNPS	x-ADM MNPS FY10 Capital Conting	45009	01403109	6/10/2009	X-MNPS FY10 Capital Projects	2,700,862	0	0	2,700,862	0	0
MNPS	x-MNPS Crieve Hall Elem 10 Class	45009	80401009	6/10/2009	X-MNPS FY10 Capital Projects	233,314	0	0	233,314	0	0
MNPS	x-MNPS Football Stadium Lighting	45009	80401109	6/10/2009	X-MNPS FY10 Capital Projects	550,000	0	0	550,000	0	0
MNPS	x-MNPS Glengarry Elem 10 Classrm	45009	80402009	6/10/2009	X-MNPS FY10 Capital Projects	54,500	0	0	54,500	0	0
MNPS	x-MNPS Glenview Elem 11 Classrms	45009	80403009	6/10/2009	X-MNPS FY10 Capital Projects	12,533	0	0	12,533	0	0
MNPS	x-MNPS Haywood Elem 16 Classrms	45009	80405009	6/10/2009	X-MNPS FY10 Capital Projects	147,912	0	0	147,912	0	0
MNPS	x-MNPS Madison MS Modernization	45009	80406009	6/10/2009	X-MNPS FY10 Capital Projects	7,826,047	0	0	7,626,513	0	199,534
MNPS	x-MNPS Wharton Elem Modernizatio	45009	80407009	6/10/2009	X-MNPS FY10 Capital Projects	2,823,730	0	0	2,823,730	0	0
MNPS	x-MNPS ADA Compliance	45009	80408009	6/10/2009	X-MNPS FY10 Capital Projects	3,152,029	0	0	3,152,029	0	0
MNPS	x-MNPS Bus Replacement	45009	80409009	6/10/2009	X-MNPS FY10 Capital Projects	2,500,000	0	0	2,500,000	0	0
MNPS	x-MNPS Entry Vestibule Security	45009	80410009	6/10/2009	X-MNPS FY10 Capital Projects	329,032	0	0	329,032	0	0
MNPS	x-MNPS Pre K Playgrounds	45009	80412009	6/10/2009	X-MNPS FY10 Capital Projects	284,492	0	0	284,492	0	0
MNPS	x-MNPS Roof Replacement Repairs	45009	80413009	6/10/2009	X-MNPS FY10 Capital Projects	2,853,549	0	0	2,853,972	0	(422)
MNPS	x-MNPS Maintenance Emergencies	45009	80414009	6/10/2009	X-MNPS FY10 Capital Projects	9,172,088	0	0	9,160,394	0	11,694
MNPS	x-MNPS Technology	45009	80415009	6/10/2009	X-MNPS FY10 Capital Projects	15,000,000	0	0	15,000,000	0	0
MNPS	x-MNPS Pearl Cohn Pool Renov	45009	80416009	6/10/2009	X-MNPS FY10 Capital Projects	432,000	0	0	432,000	0	0
MNPS	ADM MNPS FY11 Capital Conting	45011	01403111	9/27/2010	MNPS FY11 Capital Projects	2,000,000	0	0	2,000,000	0	0
MNPS	x-MNPS Misc Constr. Projects	45011	80405011	9/27/2010	MNPS FY11 Capital Projects	1,280,378	0	0	1,280,378	0	0
MNPS	x-MNPS Bus Replacement	45011	80409011	9/27/2010	MNPS FY11 Capital Projects	5,000,000	0	0	5,000,000	0	0
MNPS	x-MNPS Cane Ridge Elementary	45011	80410011	9/27/2010	MNPS FY11 Capital Projects	13,681,260	0	0	13,681,260	0	0
MNPS	x-MNPS Technology	45011	80415011	9/27/2010	MNPS FY11 Capital Projects	5,038,362	0	0	5,038,362	0	0
MNPS	x-ADM MNPS FY13 Capital Conting	45013	01411013	6/19/2012	MNPS FY13 Capital Projects	177,009	0	0	177,009	0	0
MNPS	x-MNPS Antioch Middle Renovation	45013	80404313	6/19/2012	MNPS FY13 Capital Projects	10,623,826	0	0	10,623,826	0	0
MNPS	x-MNPS N Binkley 10 CR Add&Renov	45013	80404413	6/19/2012	MNPS FY13 Capital Projects	7,167,603	0	0	7,167,603	0	0
MNPS	x-MNPS John Early Midd 12 CR Add	45013	80404513	6/19/2012	MNPS FY13 Capital Projects	1,890,116	0	0	1,890,116	0	0
MNPS	x-MNPS Julia Green ES Land/Plan	45013	80404713	6/19/2012	MNPS FY13 Capital Projects	1,002,298	0	0	1,002,298	0	0
MNPS	x-MNPS Joelton Middle Renovation	45013	80404813	6/19/2012	MNPS FY13 Capital Projects	8,364,861	0	0	8,364,861	0	0
MNPS	x-MNPS AZ Kelley Elem 10 CR Add	45013	80404913	6/19/2012	MNPS FY13 Capital Projects	2,475,366	0	0	2,475,366	0	0
MNPS	x-MNPS Antioch Land New Elem&MS	45013	80405113	6/19/2012	MNPS FY13 Capital Projects	1,012,368	0	0	1,012,368	0	0
MNPS	x-MNPS Henry Oliver MS 12 CR Add	45013	80405213	6/19/2012	MNPS FY13 Capital Projects	3,301,894	0	0	3,301,894	0	0
MNPS	x-MNPS Rose Park Middle Renovat	45013	80405313	6/19/2012	MNPS FY13 Capital Projects	8,204,734	0	0	8,204,734	0	0
MNPS	x-MNPS Hume Fogg Gym Add / Land	45013	80405413	6/19/2012	MNPS FY13 Capital Projects	8,149,276	0	0	8,149,276	0	0
MNPS	x-MNPS Stratford High Renovation	45013	80405513	6/19/2012	MNPS FY13 Capital Projects	22,631,078	0	0	22,624,427	6,651	0
MNPS	x-MNPS Misc Maintenance Projects	45013	80405613	6/19/2012	MNPS FY13 Capital Projects	3,000,000	0	0	3,000,000	0	0

Metropolitan Government of Nashville and Davidson County
Quarterly Financial Updates
Inception through February 2021
General Obligation Capital Projects

Department Description	Business Unit Description	Fund Number	Business Unit/Job Number	Project Approval Date	Fund Description	Budget	Period Actual Amount	YTD Actual	Inception to Date Actual	Encumbrance Amount	Remaining Balance
MNPS	x-MNPSMisc Constr. Projects	45013	80405713	6/19/2012	MNPS FY13 Capital Projects	4,373,925	0	0	4,373,925	0	0
MNPS	x-MNPSBus/Vehicle Replacement	45013	80409013	6/19/2012	MNPS FY13 Capital Projects	10,000,000	0	0	10,000,000	0	0
MNPS	x-MNPSTechnology Improvements	45013	80415013	6/19/2012	MNPS FY13 Capital Projects	7,625,645	0	0	7,625,645	0	0
MNPS	x-MNPSSmith Springs Elementary	45014	80404314	6/12/2013	MNPS FY14 Capital Projects	17,681,669	0	0	17,681,669	0	0
MNPS	x-MNPSGranbery Elem 12 CI Addn	45014	80404414	6/12/2013	MNPS FY14 Capital Projects	2,838,096	0	0	2,838,096	0	0
MNPS	x-MNPSMadison Middle 12 CI Addn	45014	80404514	6/12/2013	MNPS FY14 Capital Projects	2,466,111	0	0	2,466,111	0	0
MNPS	x-MNPSMaxwell Elem 12 CI Addn	45014	80404714	6/12/2013	MNPS FY14 Capital Projects	2,557,353	0	0	2,557,353	0	0
MNPS	x-MNPSShayne Elem 12 CI Addn	45014	80404814	6/12/2013	MNPS FY14 Capital Projects	2,578,596	0	0	2,578,596	0	0
MNPS	x-MNPSWaverly Belmont El Add/Rn	45014	80404914	6/12/2013	MNPS FY14 Capital Projects	10,877,571	0	0	10,877,571	0	0
MNPS	MNPS Goodlettsville Mid Replac	45014	80405014	6/12/2013	MNPS FY14 Capital Projects	20,125,748	0	0	20,125,748	0	15
MNPS	x-MNPSJulia Green Elem Site Imp	45014	80405114	6/12/2013	MNPS FY14 Capital Projects	288,914	0	0	288,914	0	0
MNPS	x-MNPSMcGavock H FireSafety Imp	45014	80405214	6/12/2013	MNPS FY14 Capital Projects	513,679	0	0	513,679	0	0
MNPS	x-MNPSTechnology Improvements	45014	80405314	6/12/2013	MNPS FY14 Capital Projects	7,374,355	0	0	7,374,198	91	66
MNPS	x-MNPSBus Replacements	45014	80405414	6/12/2013	MNPS FY14 Capital Projects	3,000,000	0	0	3,000,000	0	0
MNPS	x-MNPSADA Compliance/Accommod	45014	80405514	6/12/2013	MNPS FY14 Capital Projects	1,000,000	0	0	1,000,000	0	0
MNPS	x-MNPSAsbestos Environ Abatmnt	45014	80405614	6/12/2013	MNPS FY14 Capital Projects	999,352	0	0	999,344	8	0
MNPS	x-MNPSAsphalt Paving	45014	80405714	6/12/2013	MNPS FY14 Capital Projects	1,000,000	0	0	1,000,000	0	0
MNPS	x-MNPSCasework/Furniture/Lab Upg	45014	80405814	6/12/2013	MNPS FY14 Capital Projects	1,618,878	0	0	1,618,878	0	0
MNPS	MNPS Emerg Construction Proj.	45014	80405914	6/12/2013	MNPS FY14 Capital Projects	3,081,648	0	0	3,081,648	0	0
MNPS	x-MNPSHVAC Upgrades/Replacement	45014	80406014	6/12/2013	MNPS FY14 Capital Projects	4,667,605	0	0	4,654,046	0	13,559
MNPS	x-MNPSPlumbing/Boiler Upgrades	45014	80406114	6/12/2013	MNPS FY14 Capital Projects	2,499,729	0	0	2,499,729	0	0
MNPS	x-MNPSRoof Repair/Replacement	45014	80406214	6/12/2013	MNPS FY14 Capital Projects	3,000,344	0	0	3,000,344	0	0
MNPS	x-MNPSSecurity Upgrades	45014	80406314	6/12/2013	MNPS FY14 Capital Projects	4,752,924	0	0	4,750,709	2,215	0
MNPS	x-MNPSHS Stadium Lighting Upg	45014	80406414	6/12/2013	MNPS FY14 Capital Projects	3,238	0	0	3,238	0	0
MNPS	x-MNPS HS Track Upg	45014	80406514	6/12/2013	MNPS FY14 Capital Projects	617,126	0	0	617,126	0	0
MNPS	x-MNPSHS&MS Stadium Upg	45014	80406614	6/12/2013	MNPS FY14 Capital Projects	299,922	0	0	299,922	0	0
MNPS	x-MNPSMS Athletic Fields	45014	80406714	6/12/2013	MNPS FY14 Capital Projects	299,977	0	0	299,977	0	0
MNPS	MNPS MS Track Upg	45014	80406814	6/12/2013	MNPS FY14 Capital Projects	61,000	0	0	61,000	0	0
MNPS	x-MNPSEmerg Maintenance Proj.	45014	80406914	6/12/2013	MNPS FY14 Capital Projects	603,369	0	0	603,369	0	0
MNPS	x-MNPSOmnibus Projects	45014	80407014	6/12/2013	MNPS FY14 Capital Projects	3,702,800	0	0	3,702,800	0	0
MNPS	x-MNPSMaint/Furniture allocatio	45014	80414014	6/12/2013	MNPS FY14 Capital Projects	34,199	0	0	34,199	0	0
MNPS	MNPS Glenciff Elem Addition	45015	80404015	6/18/2014	MNPS FY15 Capital Projects	3,900,785	0	0	3,900,785	0	0
MNPS	MNPS Overton Cluster ES	45015	80404215	6/18/2014	MNPS FY15 Capital Projects	2,763,820	14,310	49,482	2,284,826	150,010	328,984
MNPS	x-MNPSRuby Major Elem Addition	45015	80404315	6/18/2014	MNPS FY15 Capital Projects	3,916,812	0	0	3,896,049	0	20,763
MNPS	MNPS MLK Magnet Addition	45015	80404415	6/18/2014	MNPS FY15 Capital Projects	8,801,086	0	66,009	8,801,086	0	0
MNPS	x-MNPSBordeaux Demo/Pre-K	45015	80404515	6/18/2014	MNPS FY15 Capital Projects	1,058,756	0	0	1,053,092	0	5,664
MNPS	x-MNPSCane Ridge Elem Land	45015	80404715	6/18/2014	MNPS FY15 Capital Projects	650,000	0	0	650,000	0	0
MNPS	MNPS Glenview Elem Addition	45015	80404815	6/18/2014	MNPS FY15 Capital Projects	4,797,486	0	0	4,797,486	0	0
MNPS	MNPS Hume-Fogg HS Renovation	45015	80404915	6/18/2014	MNPS FY15 Capital Projects	24,426,089	0	28,790	24,426,089	0	0
MNPS	MNPS Tusculum Elem Replacement	45015	80405015	6/18/2014	MNPS FY15 Capital Projects	15,453,190	0	463,972	15,453,190	0	0
MNPS	MNPS Pre-K Casa Azafran	45015	80405115	6/18/2014	MNPS FY15 Capital Projects	907,606	0	0	907,606	0	0

Metropolitan Government of Nashville and Davidson County
 Quarterly Financial Updates
 Inception through February 2021
 General Obligation Capital Projects

Department Description	Business Unit Description	Fund Number	Business Unit/Job Number	Project Approval Date	Fund Description	Budget	Period Actual Amount	YTD Actual	Inception to Date Actual	Encumbrance Amount	Remaining Balance
MNPS	x-MNPSTechnology	45015	80405315	6/18/2014	MNPS FY15 Capital Projects	15,064,712	0	0	15,064,712	0	0
MNPS	x-MNPSBus/Vehicle Replacements	45015	80405415	6/18/2014	MNPS FY15 Capital Projects	10,000,000	0	0	10,000,000	0	0
MNPS	MNPS ADA Compliance Maint/Upgr	45015	80405515	6/18/2014	MNPS FY15 Capital Projects	823,998	0	0	823,998	0	0
MNPS	x-MNPSAsbestos Environ Upgrades	45015	80405615	6/18/2014	MNPS FY15 Capital Projects	603,926	0	0	599,935	0	3,991
MNPS	x-MNPSRoof Repairs	45015	80405715	6/18/2014	MNPS FY15 Capital Projects	268,281	0	0	268,281	0	0
MNPS	x-MNPSSecurity Upgrades	45015	80405815	6/18/2014	MNPS FY15 Capital Projects	480,000	0	0	480,000	0	0
MNPS	x-MNPSMusic Makes Us	45015	80405915	6/18/2014	MNPS FY15 Capital Projects	526,759	0	0	526,759	0	0
MNPS	x-MNPSMaint-Asphalt Paving	45015	80406015	6/18/2014	MNPS FY15 Capital Projects	405,277	0	0	405,277	0	0
MNPS	x-MNPSMaint-Elevator&Electronic	45015	80406115	6/18/2014	MNPS FY15 Capital Projects	299,990	0	0	299,990	0	0
MNPS	x-MNPSMaint-Steam Water Sewer P	45015	80406215	6/18/2014	MNPS FY15 Capital Projects	1,473,069	0	0	1,469,711	3,358	0
MNPS	x-MNPSMaint-HVAC Chillers Contr	45015	80406315	6/18/2014	MNPS FY15 Capital Projects	499,171	0	0	499,171	0	0
MNPS	x-MNPSMaint-Steam Boiler Replac	45015	80406415	6/18/2014	MNPS FY15 Capital Projects	1,019,061	0	0	1,019,061	0	0
MNPS	MNPS Casework/Furn./Lab Upgrad	45015	80406515	6/18/2014	MNPS FY15 Capital Projects	770,312	0	10,000	770,312	0	0
MNPS	MNPS Emerg Maint./Entry Vestib	45015	80406615	6/18/2014	MNPS FY15 Capital Projects	661,915	0	0	661,915	0	0
MNPS	x-MNPSRoof Replacement	45015	80406715	6/18/2014	MNPS FY15 Capital Projects	1,730,606	0	0	1,730,606	0	0
MNPS	MNPS Crieve Hall ES-options	45015	80406815	6/18/2014	MNPS FY15 Capital Projects	4,732,000	0	0	4,732,000	0	0
MNPS	MNPS N Binkley ES-options	45015	80406915	6/18/2014	MNPS FY15 Capital Projects	7,425,293	0	0	7,425,293	0	0
MNPS	x-MNPSMaplewood Firestrn Showrm	45016	80404016	6/10/2015	MNPS FY16 Capital Projects	16,316	0	0	16,316	0	0
MNPS	x-MNPSWhites Crk Pool-Repairs	45016	80404216	6/10/2015	MNPS FY16 Capital Projects	268,423	0	0	268,414	0	9
MNPS	x-MNPSHunters Ln BandRm-Repairs	45016	80404316	6/10/2015	MNPS FY16 Capital Projects	119,622	0	0	119,622	0	0
MNPS	MNPS MLK Reno/Addition	45016	80404416	6/10/2015	MNPS FY16 Capital Projects	31,520,000	0	63,111	31,520,000	0	0
MNPS	x-MNPS Furniture	45016	80404516	6/10/2015	MNPS FY16 Capital Projects	262,522	0	0	262,522	0	0
MNPS	x-MNPSFed PreK Toilets & Sinks	45016	80404716	6/10/2015	MNPS FY16 Capital Projects	308,317	0	0	308,317	0	0
MNPS	x-MNPSSchool Site Improvements	45016	80404816	6/10/2015	MNPS FY16 Capital Projects	309,609	0	0	309,482	0	128
MNPS	x-MNPSInterior Bldg Improvemnts	45016	80404916	6/10/2015	MNPS FY16 Capital Projects	552,452	0	0	497,281	0	55,171
MNPS	x-MNPSPlumbing Upgrades	45016	80405016	6/10/2015	MNPS FY16 Capital Projects	462,582	0	0	462,582	0	0
MNPS	MNPS ADA Compliance	45016	80405116	6/10/2015	MNPS FY16 Capital Projects	500,000	0	0	500,000	0	0
MNPS	x-MNPSExterior Bldg Improvemnts	45016	80405216	6/10/2015	MNPS FY16 Capital Projects	1,166,461	0	0	1,166,461	0	0
MNPS	MNPS Planning for NSA	45016	80405316	6/10/2015	MNPS FY16 Capital Projects	1,500,000	0	0	31,625	1,468,375	0
MNPS	MNPS Planning for Hillsboro	45016	80405416	6/10/2015	MNPS FY16 Capital Projects	1,776,544	0	28,011	1,771,644	4,900	0
MNPS	MNPS Planning for Hillwood	45016	80405516	6/10/2015	MNPS FY16 Capital Projects	1,754,113	0	0	1,754,113	0	0
MNPS	x-MNPSElectrical Upgrades	45016	80405616	6/10/2015	MNPS FY16 Capital Projects	1,826,335	0	0	1,822,055	4,280	0
MNPS	x-MNPSSE Early Learn Center	45016	80405716	6/10/2015	MNPS FY16 Capital Projects	2,306,802	0	0	2,306,182	0	620
MNPS	x-MNPSSchool Safety & Security	45016	80405816	6/10/2015	MNPS FY16 Capital Projects	437,500	0	0	437,500	0	0
MNPS	MNPS Emergency Constr/Conting	45016	80405916	6/10/2015	MNPS FY16 Capital Projects	2,372,458	0	(651,693)	1,644,028	279,557	448,873
MNPS	x-MNPSpaving Upgrades	45016	80406016	6/10/2015	MNPS FY16 Capital Projects	167,540	0	0	167,540	0	0
MNPS	MNPS Pennington ES Addition	45016	80406116	6/10/2015	MNPS FY16 Capital Projects	3,400,000	0	0	3,400,000	0	0
MNPS	MNPS HVAC Upgrades	45016	80406216	6/10/2015	MNPS FY16 Capital Projects	4,099,679	0	0	4,079,729	19,950	0
MNPS	MNPS Rosebank ES Reno	45016	80406316	6/10/2015	MNPS FY16 Capital Projects	7,500,000	0	4,776	7,500,000	0	0
MNPS	x-MNPSTechnology	45016	80406416	6/10/2015	MNPS FY16 Capital Projects	10,000,000	0	0	10,000,000	0	0
MNPS	MNPS Transportation	45016	80406516	6/10/2015	MNPS FY16 Capital Projects	10,000,000	0	0	9,999,373	627	0

Metropolitan Government of Nashville and Davidson County
 Quarterly Financial Updates
 Inception through February 2021
 General Obligation Capital Projects

Department Description	Business Unit Description	Fund Number	Business Unit/Job Number	Project Approval Date	Fund Description	Budget	Period Actual Amount	YTD Actual	Inception to Date Actual	Encumbrance Amount	Remaining Balance
MNPS	MNPS Cane Ridge Area ES	45016	80406616	6/10/2015	MNPS FY16 Capital Projects	19,725,000	0	14,902	19,725,000	0	0
MNPS	MNPS Roof Replacement/Repair	45016	80406716	6/10/2015	MNPS FY16 Capital Projects	2,524,724	0	0	2,524,724	0	0
MNPS	MNPS Overton Reno/Addition	45016	80406816	6/10/2015	MNPS FY16 Capital Projects	30,000,000	0	12,000	30,000,000	0	0
MNPS	MNPS McMurray MS Renovation	45017	80404017	6/22/2016	MNPS FY17 Capital Projects	20,750,000	0	38,372	20,750,000	0	0
MNPS	MNPS Antioch HS Addition/Reno	45017	80404217	6/22/2016	MNPS FY17 Capital Projects	7,250,000	0	0	7,250,000	0	0
MNPS	MNPS East Magnet Stadium Upgr	45017	80404317	6/22/2016	MNPS FY17 Capital Projects	3,420,000	0	0	3,420,000	0	0
MNPS	MNPS Glenclyff HS Stadium Upgr	45017	80404417	6/22/2016	MNPS FY17 Capital Projects	2,504,275	0	580	2,504,275	0	0
MNPS	MNPS Land Acquisitions	45017	80404517	6/22/2016	MNPS FY17 Capital Projects	4,400,000	0	2,785,919	4,400,000	0	0
MNPS	x-MNPSTusculum Elem New	45017	80404717	6/22/2016	MNPS FY17 Capital Projects	4,000,000	0	0	4,000,000	0	0
MNPS	x-MNPSSchool Site Improvements	45017	80404817	6/22/2016	MNPS FY17 Capital Projects	299,901	0	0	293,577	6,324	0
MNPS	x-MNPSInterior Bldg Improvement	45017	80404917	6/22/2016	MNPS FY17 Capital Projects	227,734	0	0	227,734	0	0
MNPS	MNPS Plumbing Upgrades	45017	80405017	6/22/2016	MNPS FY17 Capital Projects	411,627	0	0	409,527	0	2,100
MNPS	MNPS ADA Improvements	45017	80405117	6/22/2016	MNPS FY17 Capital Projects	500,000	0	4,922	500,000	0	0
MNPS	MNPS NSA-Planning	45017	80405217	6/22/2016	MNPS FY17 Capital Projects	2,500,000	0	0	24,470	0	2,475,530
MNPS	MNPS Exterior Bldg Improvement	45017	80405317	6/22/2016	MNPS FY17 Capital Projects	769,971	0	0	769,971	0	0
MNPS	MNPS Hillsboro HS Renovation	45017	80405417	6/22/2016	MNPS FY17 Capital Projects	40,018,451	1,652,311	6,282,759	36,903,869	3,114,287	295
MNPS	MNPS Hillwood HS Planning	45017	80405517	6/22/2016	MNPS FY17 Capital Projects	2,250,000	0	9,637	2,084,487	137,796	27,717
MNPS	x-MNPSElectrical Upgrades	45017	80405617	6/22/2016	MNPS FY17 Capital Projects	924,999	0	0	924,999	0	0
MNPS	MNPS Casework Furn Lab Upgrade	45017	80405717	6/22/2016	MNPS FY17 Capital Projects	175,000	0	0	175,000	0	0
MNPS	MNPS School Safety Security	45017	80405817	6/22/2016	MNPS FY17 Capital Projects	250,000	0	0	250,000	0	0
MNPS	MNPS EmergencyContingencyFunds	45017	80405917	6/22/2016	MNPS FY17 Capital Projects	1,143,174	0	1,093,027	1,796,799	58,852	(712,477) **
MNPS	x-MNPSPaving Upgrades	45017	80406017	6/22/2016	MNPS FY17 Capital Projects	249,987	0	0	249,987	0	0
MNPS	MNPS Pennington Elem Renovate	45017	80406117	6/22/2016	MNPS FY17 Capital Projects	8,100,000	60,521	270,892	7,913,003	174,181	12,816
MNPS	MNPS Facilities Assessment Rpt	45017	80406217	6/22/2016	MNPS FY17 Capital Projects	1,900,000	0	0	1,676,559	90,421	133,020
MNPS	x-MNPSPRosebank Elem Renovation	45017	80406317	6/22/2016	MNPS FY17 Capital Projects	1,000,000	0	0	1,000,000	0	0
MNPS	MNPS Technology	45017	80406417	6/22/2016	MNPS FY17 Capital Projects	16,000,000	0	0	16,000,000	0	0
MNPS	MNPS Transportation	45017	80406517	6/22/2016	MNPS FY17 Capital Projects	7,500,000	0	0	7,499,612	7,306	(6,919) *
MNPS	MNPS L&L School Site Upgrades	45017	80406617	6/22/2016	MNPS FY17 Capital Projects	300,000	0	0	300,000	0	0
MNPS	MNPS Roof Repair Replacement	45017	80406717	6/22/2016	MNPS FY17 Capital Projects	2,340,768	0	213,110	2,273,878	1,650	65,240
MNPS	MNPS Overton HS Renovation	45017	80406817	6/22/2016	MNPS FY17 Capital Projects	11,750,000	0	0	11,640,376	0	109,624
MNPS	X - MNPS Environmental Remediation	45017	80406917	6/22/2016	MNPS FY17 Capital Projects	110,000	0	0	110,000	0	0
MNPS	MNPS L&L School Space Upgrades	45017	80407017	6/22/2016	MNPS FY17 Capital Projects	330,000	0	0	330,000	0	0
MNPS	MNPS HVAC Upgrades	45017	80407117	6/22/2016	MNPS FY17 Capital Projects	11,300,014	0	0	11,300,014	0	0
MNPS	MNPS Hillsboro HS Phase 2	45018	80401018	6/14/2017	MNPS FY18 Capital Projects	48,000,000	0	2,220,138	41,640,719	6,358,106	1,175
MNPS	x-MNPSPHillwood Land Acquisition	45018	80402018	6/14/2017	MNPS FY18 Capital Projects	10,200,000	0	0	10,200,000	0	0
MNPS	MNPS School of Arts Land Acq	45018	80403018	6/14/2017	MNPS FY18 Capital Projects	9,000,000	0	0	0	0	9,000,000
MNPS	MNPS ADA Compliance	45018	80404018	6/14/2017	MNPS FY18 Capital Projects	100,000	0	270	99,924	0	76
MNPS	MNPS Asbestos/Environmtl	45018	80405018	6/14/2017	MNPS FY18 Capital Projects	100,000	0	0	98,571	866	564
MNPS	MNPS Bus and Fleet	45018	80406018	6/14/2017	MNPS FY18 Capital Projects	1,000,000	0	0	988,113	11,700	187
MNPS	X - MNPS Electrical Upgrades	45018	80407018	6/14/2017	MNPS FY18 Capital Projects	550,000	0	0	550,000	0	0
MNPS	MNPS Emerg Constrcn/Contngncy	45018	80408018	6/14/2017	MNPS FY18 Capital Projects	2,078,000	0	(33,900)	1,947,157	130,843	0

Metropolitan Government of Nashville and Davidson County
 Quarterly Financial Updates
 Inception through February 2021
 General Obligation Capital Projects

Department Description	Business Unit Description	Fund Number	Business Unit/Job Number	Project Approval Date	Fund Description	Budget	Period Actual Amount	YTD Actual	Inception to Date Actual	Encumbrance Amount	Remaining Balance
MNPS	x - MNPS Exterior Bldg Improvmts	45018	80409018	6/14/2017	MNPS FY18 Capital Projects	800,000	0	0	800,000	0	0
MNPS	x - MNPS Interior Bldg Improvement	45018	80412018	6/14/2017	MNPS FY18 Capital Projects	1,000,000	0	0	1,000,000	0	0
MNPS	MNPS Paving Upgrades	45018	80413018	6/14/2017	MNPS FY18 Capital Projects	200,000	0	0	200,000	0	0
MNPS	MNPS Plumbing Upgrades	45018	80414018	6/14/2017	MNPS FY18 Capital Projects	100,000	0	0	100,000	0	0
MNPS	x - MNPS Roof Repair Replacement	45018	80415018	6/14/2017	MNPS FY18 Capital Projects	750,000	0	0	750,000	0	0
MNPS	MNPS School Safety Security	45018	80416018	6/14/2017	MNPS FY18 Capital Projects	150,000	0	0	150,000	0	0
MNPS	MNPS Tech Facility Infrastr Im	45018	80417018	6/14/2017	MNPS FY18 Capital Projects	1,000,000	0	0	1,000,000	0	0
MNPS	MNPS HVAC Upgrades/Repairs	45018	80418018	6/14/2017	MNPS FY18 Capital Projects	7,300,000	0	0	6,830,804	251,296	217,900
MNPS	MNPS Technology	45114	80410100	2/5/2014	MNPS FY14B Capital Projects	6,000,000	0	0	6,000,000	0	0
MNPS	MNPS Hillsboro HS Phase 2	45118	80401118	11/22/2017	MNPS FY18B Capital Projects	8,000,000	67,725	1,271,448	4,183,734	2,745,709	1,070,557
MNPS	MNPS School of Arts Land Acq	45118	80402118	11/22/2017	MNPS FY18B Capital Projects	2,300,000	0	0	0	0	2,300,000
MNPS	MNPS Emergency Contngcy	45118	80405118	11/22/2017	MNPS FY18B Capital Projects	610,000	2,200	241,140	535,539	79,307	(4,846)
MNPS	MNPS Interior Bldg Improvement	45118	80406118	11/22/2017	MNPS FY18B Capital Projects	1,000,000	0	0	1,000,000	0	0
MNPS	X - MNPS Paving Upgrades	45118	80407118	11/22/2017	MNPS FY18B Capital Projects	250,000	0	0	250,000	0	0
MNPS	MNPS Roof Repair Replacement	45118	80408118	11/22/2017	MNPS FY18B Capital Projects	1,000,000	0	0	1,000,000	0	0
MNPS	MNPS Tech Facility Infrastr Im	45118	80409118	11/22/2017	MNPS FY18B Capital Projects	1,925,000	0	317,324	1,925,000	0	0
MNPS	MNPS ADA Compliance	45118	80410118	11/22/2017	MNPS FY18B Capital Projects	75,000	76	76	75,076	0	(76)
MNPS	MNPS Bus and Fleet	45118	80411118	11/22/2017	MNPS FY18B Capital Projects	2,500,000	0	0	2,499,330	640	30
MNPS	ADM MNPS FY19B Capital Conting	45119	01411119	10/22/2018	MNPS FY19B Capital Projects	100,000	0	0	0	0	100,000
MNPS	MNPS Hillwood HS Phase 1	45119	80401119	10/22/2018	MNPS FY19B Capital Projects	10,000,000	0	948,975	9,433,194	1,358,666	(791,860)
MNPS	MNPS School Imprvmnts Small Pr	45119	80402119	10/22/2018	MNPS FY19B Capital Projects	2,000,000	4,933	66,238	1,304,197	118,194	577,609
MNPS	MNPS Interior Building Imprvmt	45119	80405119	10/22/2018	MNPS FY19B Capital Projects	1,000,000	0	0	924,939	75,061	0
MNPS	MNPS HVAC Upgrades	45119	80406119	10/22/2018	MNPS FY19B Capital Projects	9,900,000	0	97,677	9,152,774	806,881	(59,656)
MNPS	MNPS Plumbing Upgrades	45119	80407119	10/22/2018	MNPS FY19B Capital Projects	1,820,000	0	26,094	1,749,720	70,479	(199)
MNPS	MNPS Electrical Upgrades	45119	80408119	10/22/2018	MNPS FY19B Capital Projects	2,900,000	0	28,000	2,725,734	174,266	0
MNPS	MNPS Exterior Building Imprvmt	45119	80409119	10/22/2018	MNPS FY19B Capital Projects	1,000,000	0	14,700	962,293	37,805	(98)
MNPS	MNPS School Safety Security	45119	80410119	10/22/2018	MNPS FY19B Capital Projects	250,000	0	12,477	249,555	56,393	(55,948)
MNPS	MNPS Bus Fleet Replacement	45119	80411119	10/22/2018	MNPS FY19B Capital Projects	5,000,000	9,049	42,018	4,652,163	36,566	311,271
MNPS	MNPS Maplewood Athletic Upgrad	45119	80412119	10/22/2018	MNPS FY19B Capital Projects	1,900,000	2,011	114,165	1,689,343	46,134	164,523
MNPS	MNPS Site Improvements	45119	80413119	10/22/2018	MNPS FY19B Capital Projects	1,000,000	0	989	895,329	104,646	25
MNPS	MNPS Roof Repair Replacements	45119	80414119	10/22/2018	MNPS FY19B Capital Projects	1,000,000	0	0	994,675	5,325	0
MNPS	MNPS Paving Upgrades	45119	80415119	10/22/2018	MNPS FY19B Capital Projects	1,000,000	0	3,306	978,278	21,722	0
MNPS	MNPS Environmtl Remedtn Test	45119	80416119	10/22/2018	MNPS FY19B Capital Projects	280,000	0	88,362	236,760	41,426	1,814
MNPS	MNPS Casework Furn Lab Upgrade	45119	80417119	10/22/2018	MNPS FY19B Capital Projects	1,000,000	0	4,207	640,850	5,312	353,838
MNPS	MNPS Tech Improve Replace	45119	80418119	10/22/2018	MNPS FY19B Capital Projects	15,000,000	132,649	1,366,749	12,321,272	682,500	1,996,228
MNPS	MNPS ADA Compliance	45119	80419119	10/22/2018	MNPS FY19B Capital Projects	400,000	16,283	66,225	170,392	17,626	211,982
MNPS	MNPS Cntrl Svcs Furniture Equ	45119	80420119	10/22/2018	MNPS FY19B Capital Projects	150,000	0	510	150,000	0	0
MNPS	MNPS Emrgncy Constructn Conting	45119	80421119	10/22/2018	MNPS FY19B Capital Projects	5,900,000	0	0	0	0	5,900,000
MNPS	MNPS Pre K and K4 Playgrounds	45119	80422119	10/22/2018	MNPS FY19B Capital Projects	300,000	0	0	165,149	6,517	128,334
MNPS	MNPS Project Management	45119	80423119	10/22/2018	MNPS FY19B Capital Projects	100,000	0	40,523	100,000	0	0
MNPS	MNPS Schools R12 Project	45119	80424119	10/22/2018	MNPS FY19B Capital Projects	1,000,000	0	0	1,000,000	0	0

